



CONTENTS

| | |
|------------------------------------|----|
| ■ Welcome | 2 |
| ■ Secondary Programmes | 4 |
| ■ Art | 6 |
| ■ Photography | 12 |
| ■ 14-19 Diplomas | 14 |
| ■ Extended Schools | 17 |
| ■ History | 18 |
| ■ Citizenship and Cross-curricular | 24 |
| ■ SEN Schools | 30 |
| ■ Young People's Programme | 33 |
| ■ Videoconferencing | 34 |
| ■ Resources | 41 |
| ■ Teachers | 42 |
| ■ Exhibitions | 46 |
| ■ Visits and Bookings | 50 |
| ■ How To Find Us | 52 |

Take another look at learning through portraits

Welcome to the National Portrait Gallery's 2009 / 2010 programmes for secondary schools.

The National Portrait Gallery places learning at its heart. Our aim is to use the medium of portraiture to increase students' and teachers' understanding of the men and women who have and who are contributing to the culture, identity and rich diversity of Britain.

Taking inspiration from our extensive Collection of portraits from 1500 to the present day, combined with innovative temporary exhibitions and displays, we are a national destination for learning through portraiture. The Gallery offers a unique insight into how society in Britain has developed, opening up different perspectives into portraiture, and generating ideas of achievement and inspiration for all learners.

This booklet outlines our dynamic free programme of curriculum-linked learning experiences for students and teachers.


Bring your school face to face with history and contemporary culture at the National Portrait Gallery this year.

Liz Smith

HEAD OF LEARNING
National Portrait Gallery



Queen Victoria (1819-1901)
(detail) Bertha Müller, after Heinrich von Angeli, 1900 (1899) NPG 1252



Over 500 years of history, art, biography and fame

The Gallery was founded in 1856 to collect portraits of famous British people. On display you will find over 1,000 portraits featuring men and women who have shaped British history from the Middle Ages to the present day, spanning over 500 years of history, art, biography and fame. Our collections feature over 120,000 portraits, from kings and queens, politicians and rulers, writers and artists to scientists and engineers, sportspeople and business leaders, making the Gallery a valuable learning resource for your school. The Gallery's innovative changing programme of exhibitions and displays means there is always something new and exciting to see.

For programme bookings and information: 020 7312 2483 or education@npg.org.uk

4 Secondary Programmes

SECONDARY PROGRAMMES

Free curriculum-linked sessions facilitated by specialist teachers and artists

The National Portrait Gallery works with secondary schools in innovative ways, responding to the individual interests of classes through free ready-made and tailor-made sessions.

Our taught sessions are delivered by a specialist freelance team of educators and artists, providing exciting outside-the-classroom learning opportunities across the curriculum. Responding to the permanent Collection and temporary exhibitions, our specifically-designed range of education programmes, activities and resources link to curriculum requirements for Art, Photography, History, Citizenship, and Cross-curricular learning. We offer a broad range of provision for the new vocational 14 – 19 diplomas, the New KS3 curriculum and SEN schools. After-school sessions and Summer Schools extend learning for art-interested students, videoconferencing and online resources bring our Collection into your school. We also provide free resources to support self-directed visits. Our extensive CPD programme of exclusive after-hours previews and day-long courses positions the Gallery as a learning resource for all.

All taught sessions and workshops including materials are FREE.

Too far afield to visit us? Let us come into your school with a range of videoconferences. See page 34 for information.

See page 50 for how to book your visit.

- Programmes are free of charge and all materials are provided
- Sessions last from 1½ hours to a half-day
- Sessions can be booked whenever the necessary rooms and staff are available
- We recommend a pre-visit to see the galleries you will be using

NEW THIS YEAR

Webquests

Webquests are innovative problem-solving activities for secondary students, using nine national museum collections, to foster enquiry – based learning in Art, History and Citizenship. Particular webquests have been listed under session information as follow-up work. To access these and all other webquests, please go to www.npg.org.uk/webquests.

Take another look at the class of 2009/2010

National Portrait Gallery



Leon Kossoff
Art



Andy Warhol
Photography



Queen Elizabeth I
History



Emmeline Pankhurst
Cross-curricular



Mary Seacole
Citizenship



Lily Allen
14 – 19 Diplomas

'Some museums are so stuffy and you feel as if you are breaking the rules every time you do anything or sit anywhere but we felt really relaxed at the National Portrait Gallery.'

Art


Be inspired by ideas and concepts around portraiture

Our extensive permanent Collection and temporary exhibitions make the Gallery an exciting and relevant learning destination for secondary students. We offer a unique range of free discussion and practical drawing sessions and workshops designed for Key Stage 3 to Key Stage 4, and post-16 courses, and Extended School sessions including After School Art Club and Summer School.

Through our broad range of portraiture approaches including painting, photography, sculpture and digital media, learners are offered huge scope for evaluation, response and discovery. The Gallery provides a stimulating mix of historical and contextual references for Secondary Art students.

All our taught sessions are delivered by our specialist team of artists and trained educators who are highly skilled with extensive knowledge of the Collection, as well as an awareness of the relevant current curriculum requirements. All equipment and materials are provided, and we encourage students to bring their own sketchbooks or work journals to all sessions.

For programme bookings and information: 020 7312 2483 or education@npg.org.uk



Leon Kossoff - Art

Leon Kossoff uses palette knives to apply thick impasto paint onto his paintings of people and London cityscapes.

Leon Kossoff (b. 1926) (detail) Bob Collins, 1972. NPG, X34129 © estate of Bob Collins / National Portrait Gallery, London

GALLERY DISCOVERY TOURS to IN FOCUS: THEATRE TALKS

Gallery Discovery Tours

Our expert teachers and artists will deliver an explorative, lively Gallery tour, engaging students directly with pieces from our permanent Collection. Each session will include discussion opportunities and, if requested, directed drawing time for the whole group.

In Focus Talks

Looking at works within and outside our Collection, these interactive PowerPoint lectures are stimulating ways to explore a theme. Held in the Ondaatje Wing Theatre, these talks are ideal for larger classes and a great starter before Gallery visits or drawing activities.

In both Gallery tours and presentations, our specialist freelance team will use discussion and resource-based activities to suit the ages, abilities and learning styles of your group. Our flexible approach can link to your students' interests and current area of study.



Self-portrait by Laurence Stephen ('L.S.') Lowry (1887-1976) (detail), 1938, NPG L224

We can 'tailor make' a session for you to fit into a particular class project or teaching approach. We can also offer Gallery Sessions within selected galleries, please request the galleries you would prefer from the sixteenth, seventeenth, eighteenth, nineteenth, twentieth centuries or contemporary portraits.

For drawing activities in the Gallery, students will be provided with free dry materials, drawing boards and paper, with our staff on hand to facilitate, give practical advice and feedback. Stools can be requested in advance.

- Gallery Discovery Tour: 1 hour
- Gallery Discovery Tour and Observational Drawing: 2 hours
- In Focus Talks: 1 hour
- In Focus Talks followed by optional drawing sessions for groups under 30: 2 hours

You may wish to alternate both a Talk and a Tour in one visit. Just decide which session is best for your groups and choose a theme from the following list.

Image and Identity

Who are you?

Young people are continuously exploring how to convey to others who they are and what they feel. The Gallery's Collection showcases images of British achievers from our time and from history. Gallery educators use a wide variety of teaching models including object association to promote lively discussion and enquiry, exploring ways in which portraits can be interpreted in terms of the sitter's own image and identity.

The Self-Portrait

Look at me, what do you see?

Discover the mood, form and process behind some of the most interesting self-portraits in our Collection. Focusing on the exploration of self-presentation and context, students are encouraged to enquire through a variety of learning models including discussion, object association and interpretation.

Photography & Contemporary Portraiture

Relationships between media

How have photography and portrait painting influenced each other? Students explore and make connections between a wide variety of forms and processes, and are encouraged to consider the relationships between contemporary approaches and older works, expressing their own ideas and observations.

Women Artists

From Bell to Lucas

Students discover a wide range of portraits in our Collection by artists from Vanessa Bell to Sarah Lucas. Students discuss and observe the contextual restrictions belonging to the more contemporary pieces and compare works from recent history to the present day.

Signs and Symbols

Can you crack the codes?

Artists have used the language of visual symbols for centuries, for example, placing a rose or a skull into the picture can suggest love or death. These sessions come to life through an exciting treasure hunt, exploring symbolism in works from the Tudors to the contemporary collection, detecting hidden meanings and messages throughout the Gallery.

All Art gallery sessions run for 90 minutes and cater for a maximum of 30 students.

All Art gallery sessions run for 90 minutes and cater for a maximum of 30 students.

'I like the National Portrait Gallery as they are there to provide support for young people and it's a place for young people to go, use their ideas, channel them and grow as a person...'

TEMPORARY EXHIBITION SPECIALS

Make the most of our temporary exhibitions through In Focus Talks, which can be extended by a Gallery tour in the permanent Collection.

Please note that it is not possible to teach in the temporary exhibition spaces. Where possible, we will supply teaching resources and student guidelines to facilitate self-directed group learning.

Gay Icons

- **Until 18 Oct 2009**

An In Focus Talk on the themes, selectors and key photographs of this unique temporary exhibition, with an optional Gallery tour of works in the Collection linked to issues of identity and representation.

Beatles to Bowie: the 60s exposed

- **15 Oct 2009 – 24 Jan 2010**

A Theatre Talk introducing the exhibition and exploring different photographic skills and genres.

The Indian Portrait 1560–1860

- **4 March – 13 June 2010**

A Theatre Talk introducing the exhibition to give an overview of the history of Indian portraiture.

MEET THE ARTIST

'Meet the Artist' is a unique opportunity to connect with practising artists who are associated with the National Portrait Gallery through exhibitions, commissions or other links. Students and teachers are given free access to the artist through an exclusive presentation of their work, and the opportunity to enter into a conversation about the content, process and approach to the art work and their collaboration with the National Portrait Gallery. See www.npg.org.uk for full details on the 2009 – 2010 'Meet the Artist' programme.



Glenda May Jackson (b.1936)
Glenys Barton, 1993, NPG 6224

STUDIO WORKSHOPS

Practical Study for 14 -19 plus. Free workshops led by professional artists.

Expressive Sculptures

Construction Workshops

- **May 2010** - Mon 10/ Tues 11/ Wed 12/ Thurs 13/ Fri 14
- **ALL 10.30 -15.00** with a break for lunch (not provided)

Exploring the Gallery's extensive collection of sculpture pieces, from traditional busts to the more recent abstract works, students use sketching to observe and gather inspiration from the Collection, for a rich session of studio practice involving an interesting range of construction materials.

Me Myself and I

Textile and Mixed Media Workshops

- **Dec 2009** - Mon 07/ Tues 08/ Wed 09/ Thurs 10/ Fri 11

Working with Artist/Facilitator Seiwa Nicholls to respond to their own sense of self image, students are encouraged to explore individual abstractions through the diverse treatment of materials and consideration of mood and atmosphere.

Prized Paintings!

BP Portrait Award 2010 & BP Travel Award 2009 Suitable for 16+

- **Jul 2010** - Mon 5/ Tues 6/ Wed 7/ Thurs 8/ Fri 9
- **ALL 10.30 -15.00** with a break for lunch (not provided)

Students explore uses of expression in portraiture, observing the content, form and context of selected paintings on display and create their own dynamic, large-scale acrylic paintings in the studio.

The Indian Portrait 1560-1860

Suitable for 13+

- **Mar 2010** - Mon 15/ Tue 16/ Wed 17/ Thurs 18/ Fri 19
- **Apr 2010** - Mon 26/ Tues 27/ Wed 28 / Thurs 29/ Fri 30
- **ALL 10.30-15.00** with a break for lunch (not provided)

Using this exciting exhibition for inspiration, students will respond to the rich content of the work on display through experimenting with water colour and acrylic paints.

All Art workshops run for one day from 10.30 – 15.00 with a break for lunch (not provided). Minimum number of students is 10, maximum is 20.

Photography

Workshops

For students studying photography at Key Stage 4 to 5. Free workshops led by professional photographers

We have an extensive permanent photographic collection, as well as displaying temporary exhibitions of British and international photographers. The Collection consists of original photographs, many of which are derived from original negatives, dating from the 1840s to the present day. We offer an extensive programme for the interpretation and study of photography including practical workshops.

Students work in our studio workshop space using large-format and digital cameras, with studio lighting to create their own portraits, taking on the roles of photographers, stylists and models.

- All workshops last for one day: 10.30 to 15.00 with a break for lunch (not provided)
- Maximum of 18 students per workshop

TEMPORARY EXHIBITION SPECIALS

Responding to key photographs in these temporary exhibitions, students experiment with composition, pose, setting, props and lighting in a professional studio atmosphere. Students develop ideas, improve technical skills with formal elements, and make connections between their own outcomes and the artists' approach.

Taylor Wessing Photographic Portrait Prize 2009

- **Nov 2009** - Mon 16/ Tue 17/ Wed 18/ Thurs 19/ Fri 20


Beatles to Bowie: the 60s exposed

- **Jan 2010** - Mon 25/ Tues 26/ Wed 27/ Thurs 28/ Fri 29

Irving Penn Portraits

- **Mar 2010** - Tues 9/ Wed 10/ Thurs 11/ Fri 12

For programme bookings and information: 020 7312 2483 or education@npg.org.uk



Andy Warhol -
Photography

Wearing his silver wig, Andy Warhol challenged people's perception of art by adopting mass production methods in his studio, called The Factory.

Andy Warhol (1928-1987) (detail) John Swannell, NPG x87612 © John Swannell / Camera Press

14 – 19 Diplomas

The Gallery welcomes students and teachers of the new 14 – 19 Diplomas in Creative & Media and Hair & Beauty. All sessions are designed specifically to assist students and teachers to respond to the Gallery and our Collection, and to initiate class projects. We can also tailor our programmes for other courses with a vocational approach including Applied GCSE & A-Level and BTEC.

CREATIVE AND MEDIA DIPLOMA

Last year, the Gallery collaborated with Skillset to provide two National Pilots for the diploma, a study day combining visual art and media, and a gallery workshop merging art and performing arts. This year, we diversify our programming to include CPD for teachers and sessions on set design, photography and props. Our learning programme has potential provision for other units from this new module including Artefact (Edexcel Unit 3), Industrial Realisation (ORC Unit 3) & Discovery and Potential (AQA Unit 4 & 2).

- See page 45 for CPD opportunities for teachers of Creative & Media Diplomas

Campaign Study Days

Supports Level 2 Campaign (Edexcel Unit 5), Promoting Products Performances and Ideas (OCR Unit 2) & Promotion and Review (AQUA Unit 7)

- **23 Feb 2010** Study Day for 14 – 16
- **24 Feb 2010** Study Day for 16 +
- **2 Mar 2010** Study Day for 14 – 19
- **3 Mar 2010** Study Day for 16+
- **ALL 10.15 – 15.00**

Offering students the chance to learn what it takes to conduct a successful campaign, these Study Days are a comprehensive introduction to Campaign Unit. Focusing on how the National Portrait Gallery promoted the successful *Face of Fashion* exhibition in 2007, students work with the Gallery's Marketing Manager to examine messages, ideas, methods and aims of the award-winning campaign. Students work in groups to develop their own Campaign to market a Gallery exhibition. Assigned materials and roles, groups are set a challenge in the style of the TV programme 'The Apprentice', gaining the inspiration and expertise to develop their own Campaign, record entries in their Process Portfolio and generate ideas for their Student Project.



Before Lily Allen's music career took off, she trained as a florist.

Lily Allen (b.1985) (detail)
Nadav Kander, November 2008
NPG x132588 © Nadav Kander

Performance: Creative Characters

A combined Visual Art and Performing Arts Project

Sessions are adaptable to all exam boards and levels of the Diploma and to other Performing Arts qualifications for 14 – 19 years olds such as BTEC in Performing Arts.

A visit to the Gallery for this free half-day session can inspire a project back in school or college in any of the performing arts. During the visit, students choose four or five portraits to stimulate their creative performance work. The Gallery pre-selects two of the characters, and students are encouraged to select the remaining characters. Looking in detail at the stories and personalities of possible characters through portraiture, the students make their own final choices, with reasons, from the early twentieth-century galleries. The performance created after this visit would use some or all of these characters to develop a theme inspired by their lives (see also videoconferencing below).

- Maximum 25 students
- 90 minutes – 2 hours

Performance: Creative Characters Workshop

Combine the half-day Gallery session Performance: Creative Characters with a practical opera/music theatre workshop at the National Portrait Gallery led by composers from English Touring Opera. The first of these whole-day visits will stimulate the creation of your students' performing arts piece. At the end of the project students return to perform their work in the National Portrait Gallery's Ondaatje Wing Theatre.

For full details of days, times and costs please call English Touring Opera on 020 7833 2555 or email alexa.hills@englishtouringopera.org.uk well in advance of your proposed visit.

- Maximum 15 students
- Two sessions from 10.30-15.30 at the National Portrait Gallery, approximately a week apart, plus an additional half-day or day with English Touring Opera in school or college

Performance Videoconferencing

If your school/college has videoconferencing facilities, share your completed performance with Gallery staff. The work initiated in a half-day Creative Characters session at the Gallery and then developed in school or college can be completed by a videoconference with your students showing their final performance and explaining how they made their creative characters.



Setting it Up: Photography and Set Design workshop

Supports Level 2: Units 1, 3 & Level 3: Unit 1 (Edexcel)

- **Feb 2010** - Mon 8/Tues 9/Wed 10/Thurs 11/Fri 12.
- **ALL 10.00 – 16.00**

Introducing students to professional artists working in set design and photography, students observe processes and outcomes, skills and approaches. Gathering inspiration from the permanent Collection, students work in teams to create their own set designs before photographing them in a studio setting.

Props, Settings and Symbols Gallery Tour

Supports Level 2 unit 5 (Edexcel)

Explore artists' use of props, settings and symbols within portraiture and investigate possible meanings, representations and intentions. Responding to a wide range of learning models including object association and interactive approaches, students are inspired by specific works in the Gallery, developing individual thinking and ideas.

- 1 ½ hours

Hair and Beauty Diploma

The National Portrait Gallery houses the ideal sources for studying changing fashions in hair and beauty over the last five centuries.

History of Hair and Beauty

Supports the Hair and Beauty Diploma AQA Level 2 Unit 5 and Edexcel Level 2, Unit 2.5

Use portraiture as a context to examine traditions, innovations and decisions behind the history of hair and beauty. Discover why make-up could kill its wearers, mice nested in eighteenth-century women's hair and how the eradication of smallpox led to a more natural look.

- Maximum 25 students
- One hour
- Available after 3.00pm

Extended schools

Unique free out-of-school sessions to support formal and informal art-based learning around portraiture, increasing understanding of the importance of sketchbook and work journal practice as a tool for research and development.

After School Art Club

After School Sessions for students age 12 +

- **Two blocks of seven sessions:**
 - **Sept** 10, 17, 24. **Oct** 1, 8, 15, 22.
 - **Nov** 5, 12, 19, 16. **Dec** 3, 10, 17.
- For students age 12 +
- All workshops run on a Thursday evening and last for an hour and a half from 16.30 - 18.00

Join the Gallery's After School Art Club for a valuable opportunity to regularly build up skills and knowledge, and meet peers who are also interested in art. Working with an experienced educator/artist, students are given the opportunity to develop sketchbook and work journal study through a range of themed sessions, responding to our Collection for inspiration and ideas. Students are also encouraged to respond with visual analysis as well as critical vocabulary expressing independent judgements, in the form of annotated evidence.

Summer School

For Gifted and Talented – KS4

- **Aug 2010** Dates to be confirmed

An intensive week-long Summer School where students attend five in-depth sessions generating a sketchbook/work journal exploring portraiture in the Gallery. Students observe a variety of styles and techniques to develop a visual diary, experiment with a range of media including photography, and explore image and identity using a series of themes to direct an individual line of enquiry. Different guest teachers or artists facilitate the sessions to sustain the students' individual practice and learning at an elevated and challenging level.

'Thoroughly engaged. Links directly to our scheme of work, looking at Queen Elizabeth I's use of propaganda in portraiture.'

History

History comes alive through portraits

The National Portrait Gallery collects portraits of figures of national significance, from Tudor times to the present day, providing an ideal context for studying British history and for developing the skill of interpreting portraits as historical evidence. As well as our extensive on-site programmes, we also offer combined A Level and AS Level Study Days with the Tower of London.

Many of our cross-curricular sessions involve substantial emphasis on history so please also refer to page 24 when selecting your topic. All historical discussion sessions are also available as videoconferences. See page 44 for CPD sessions to support teachers and introduce our Collections and temporary exhibitions as History resources for the classroom.

Gallery sessions

An interactive Gallery session with discussion in front of the portraits, followed by either drawing or an historical activity, available for smaller groups.

- 1 ½ hours (discussion and activity)
- 1 hour (discussion only)
- Maximum 30 students

Slide talks

A lively slide presentation in the Ondaatje Wing Theatre is available for larger groups. Groups can also book a self-directed visit to the relevant galleries following their slide talk.

- 1 hour
- Maximum 138 students

For programme bookings and information: 020 7312 2483 or education@npg.org.uk



Queen Elizabeth I - History

Queen Elizabeth I's portraits were propaganda, displaying her wisdom, bravery, religious sincerity, and love for her people. Her pearls symbolise chastity, promoting her image as the Virgin Queen.

Queen Elizabeth I (1533-1603) (detail) Unknown artist, late 16th - early 17th century (c.1559), NPG 5175



Queen Elizabeth I ('The Ditchley portrait') (1533-1603)
(detail) Marcus Gheeraerts the Younger, c.1592, NPG 2561

KEY STAGE 3

A visit to the National Portrait Gallery contributes to Key Stage 3 themes including political power and the development of democracy, industrialisation and technology, the British Empire and the abolition of slavery.

Discussion of portraits is followed by a practical activity looking at historical significance as a key concept. Students work in small groups and report their findings back to the whole class.

Historical discussion can be also followed by optional practical art activities. For additional historical topics, please see our cross-curricular sessions which can be given a stronger historical focus by choosing the history activity outlined.

Gallery session:

- 1 hour or 90 minutes with activity
- Maximum 30 students

Lecture:

- 1 hour
- Maximum 138 students

Our Bookings team can advise on available dates and times to fit with your curriculum plans

KEY STAGE 3 TO 5

We can provide historical discussion sessions in the following periods – portraits can be chosen to suit your curriculum requirements.

Tudors


Investigate four to six key portraits as historical evidence, including iconic images of Henry VIII and Elizabeth I. Please specify when booking and we can tailor the session towards early Tudor or Elizabethan portraiture.

- Follow-up webquest: KS3 History 'Elizabeth I's New Portrait'

Elizabethans

Discuss four to six key portraits as historical evidence. Please specify when booking if you wish the session to be tailored towards Elizabethan portraiture in general or the changing image of Queen Elizabeth I (this may be partly taught in the Ondaatje Wing Theatre).

- Follow-up webquest: KS3 History 'Elizabeth I's New Portrait'



KEY STAGE 4 & GCSE

Stuarts

Using key portraits including iconic works by Van Dyck which were then copied and adapted for Cromwell and the Parliamentarians, this session focuses on both sides of the Civil War and the decades preceding it, questioning the reliability of these images as historical sources.

- Follow-up webquest: KS3 History 'Cavaliers and Roundheads'

Georgians and Regency

Examine the large-scale group portraits the reformed *House of Commons, 1833* and the *Anti-Slavery Convention, 1840*, as well as individual portraits of key literary and scientific figures such as Wordsworth and Jenner.

- Follow-up webquest: KS3 History: 'Heroes of Abolition'

Victorians

Examine how key images, including those of Queen Victoria, were constructed to give powerful propaganda messages about Britain and its relationship with the wider world.

- Follow-up webquest: KS3 History: 'Image of an Empress'

Gallery discussions for Key Stage 4 and GCSE students last an hour. We offer three GCSE sessions that support the Schools History Project.

Medicine Through Time

Supports the SHP GCSE unit on Medicine through Time and also the QCA KS3 Science Schemes of Work, Unit 8C, 'Microbes and Disease'.

Analysing portraits of key medical pioneers and patients as sources of historical evidence. Select **two** focus areas:

- Bleeding and blood circulation in the sixteenth and seventeenth centuries (including William Harvey)
- Inoculation and vaccination in the eighteenth century (including Mary Wortley Montagu and Edward Jenner)
- Women in nineteenth-century medicine (including Mary Seacole and Florence Nightingale)
- Medical advances and World War II (including Alexander Fleming)
- Maximum 30 students
- 1 hour



KEY STAGE 4 & GCSE

Elizabethan England

How did Elizabeth I manipulate her own portraiture to promote her sovereignty? What was the role of portraits in the management of Elizabethan courtiers? These topics, and the use of portraits in this period as sources of historical evidence, are the focus of this in-depth discussion.

Britain 1815 -1851

Combines an exploration of the large-scale painting of the reformed *House of Commons, 1833* with looking at images of key political and social figures and technological innovators, particularly connected with developing the railways. Students explore the changes of the period through the achievements of individual sitters and consider the role played by portraiture in reflecting old and new values and aspirations.

All History gallery sessions for Key Stage 4 and A levels run for 1 hour and cater for a maximum of 30 students.

AS AND A LEVEL

Our in-depth Gallery discussions for AS and A Level History groups last for one hour and can be focused on any appropriate area of the Gallery, including the contemporary galleries for Politics students. Some topics, such as the Portraiture of Queen Elizabeth I are taught in the Ondaatje Wing Theatre as well as in the Gallery spaces to provide a wide context of images for comparison. We also provide Study Days combining a visit to the National Portrait Gallery with a session at the Tower of London.

Tudor Portraiture

Students discover how the visual codes within Tudor portraits can be analysed and understood through undertaking, in small groups, their own analysis of a portrait and presenting it to the class.

Art, Power and Politics in the Seventeenth Century

Explores the visual language of power and conflict during the reign of the Stuart Kings James I and Charles I, the Civil War and the Interregnum.



Marjorie ('Mo') Mowlam (1949-2005)
(detail) John Keane, 2001, NPG 6468

Portraiture, Politics and Empire

How were portraits, including *The Relief of Lucknow* and *Queen Victoria presenting a Bible to an African Prince*, constructed to give powerful propaganda messages about Britain itself and its relationship with the wider world?

Reaction and Radicalism, 1789 – 1832

Visit the Regency galleries for a showcase of the main personalities in this tumultuous period, encompassing the French Revolution, the Napoleonic Wars, the abolition of slavery and the Great Reform Act of 1832.

Who's In? Collecting the Contemporary

An in-depth look at the issues surrounding contemporary collecting and how the Gallery decides what to collect.

Our Bookings team can advise on available dates and times to fit with your curriculum plans.



Historic Royal Palaces TOWER OF LONDON

AS/ A2 Tudor History Study Days

In partnership with the Tower of London

Designed in conjunction with Edexcel, AQA and OCR exam specifications

- **Nov 2009** - Fri 20 and Fri 27
- **Dec 2009** - Fri 4 and Fri 11
- **Jan 2010** - Fri 15 and Fri 29
- **Feb 2010** - Fri 12 and Fri 26
- **Mar 2010** - Fri 5 and Fri 19
- **ALL 10.30 - 15.00**

Comprehensive and unique Study Days developing historical skills required for source investigation. Visiting both the National Portrait Gallery and the Tower of London, groups participate in workshops studying portraiture and architecture from your chosen period.

Select from the following topics:

- Henry VII, Mid-Tudor, Elizabethan
- Cost £10 per student, paid to the Tower of London to cover costs incurred. For more information or to book, please contact the Tower of London Education Service on 020 3166 6654

'Brilliant cross-curricular links and taught historical skills as well as knowledge.'

Citizenship and Cross-curricular

Citizenship

For Key Stage 3, GCSE, AS Level and A Level students

Our extensive displays of historic and contemporary images and active commissioning of portraits of present-day figures of national importance create the ideal opportunity to study historical and contemporary contexts for Citizenship. Students discuss and critique topics such as democracy, including votes for women, and human rights, particularly the abolition of slavery. Many of our Citizenship sessions are cross-curricular and can also be arranged as a videoconference.

Cross-curricular

Our diverse collections of portraits of significant individuals combine a variety of issues of artistic and of historical significance across a broad sweep of time, making the Gallery an ideal context for a cross-curricular learning approach. Large-scale group paintings including *The House of Commons, 1833* and *The Anti-Slavery Convention, 1840* provide historical context for key Citizenship topics. Images of significant people shaping contemporary Britain can be looked at both in terms of the diversity of the sitters and from an aesthetic perspective, combining Citizenship and Art.

For Programme bookings and information: 020 7312 2483 or education@npg.org.uk



Emmeline Pankhurst

Cross-curricular

Emmeline Pankhurst campaigned all her life for women to have the right to vote. She died just before George V signed the Act of Parliament making it law.

Emmeline Pankhurst (1858-1928) (detail), Georgina Agnes Brackenbury, 1927, NPG 2360



Mary Seacole was recently voted the greatest ever black Briton. Known for her medical work in the Crimea, she also ran a hotel for soldiers.

Mary Jane Seacole (née Grant)
(1805-1881) Albert Charles Challen, 1869, NPG 6856. Purchased with help from the National Lottery through the Heritage Lottery Fund.



CITIZENSHIP

Representing Britain

Do the National Portrait Gallery's displays reflect the diversity of contemporary British society? Students critique and discuss in detail three or four paintings from the Contemporary collection. Working in small groups, students assess the displays for their cultural diversity, including by age, gender and disability, reporting back their findings to the whole class.

- Maximum 30 students
- 1 hour

CROSS-CURRICULAR HISTORY/CITIZENSHIP

Images of Power: From Divine Right to Democracy

Trace the process of establishing parliamentary democracy in Britain through images from three different periods – the reign of Charles I and the Interregnum, *The House of Commons, 1833* and a selection of recent and present-day politicians. The focus is on changes in the nature and composition of parliament and identifying further changes students think they will see in their lifetimes.

This gallery session can include either a history or citizenship activity:

- History Activity – Students assess the relative significance of the particular historical events discussed in the session
- Citizenship Activity – Choose and suggest adaptations to one of the portraits from the discussion to inspire a design for a poster encouraging young adults today to vote
- The contemporary part of the session may take place in the Ondaatje Wing Theatre depending on the current Gallery displays

CROSS-CURRICULAR HISTORY/CITIZENSHIP

Human Rights: The Abolition of Slavery

Looking at key figures along the road to abolition, this session culminates in an exploration of the large scale painting showing Thomas Clarkson addressing *The Anti-Slavery Convention, 1840*. The focus is on how individuals can work together to bring about major social change, considering the roles of different groups of people: British men, women, and freed slaves.

This gallery session can include either a History or a Citizenship activity:

- History Activity – Assess the relative significance of the different abolitionists discussed in the session
- Citizenship Activity – Select an anti-slavery campaigner whose tactics would make them a good role-model for running a present day human rights campaign
- Follow-up webquest: KS3 History 'Heroes of Abolition'

Votes for Women

Analyse portraits of key male and female figures in both the suffrage and the anti-suffrage movements in this practical session, mainly in the Ondaatje Wing Theatre using slides. Students predict from the sitter's self-presentation into which movement they are likely to fall, testing their hypotheses against quotations from the sitter. The session ends in the Victorian and Early Twentieth Century galleries, looking at key portraits including *Emmeline Pankhurst*.

- Follow-up webquest: KS3 History 'Votes for Women'

Our Bookings team can advise on available dates and times to fit with your curriculum plans.

All Cross-curricular gallery sessions (excluding 'Representing Britain') run for 90 minutes and cater for a maximum of 30 students.

'My students do not often have the opportunity to be inspired by great works of art. They were encouraged to look carefully, to question, to think carefully and listen to each other's opinions – all these are vital to their development.'

CROSS-CURRICULAR HISTORY/ART

Tudor Symbolism and Propaganda

Learning how to decode messages in Tudor portraits, students look at Tudor portraiture from the point of view of both sitter and artist to consider how these images were created and for what purposes.

This session can include either an art or history activity:

- Art Activity – Use viewfinders to draw details in colour
- History Activity – Who are the most significant Tudor sitters and why?
- Follow-up webquest: KS3 'Elizabeth I's New Portrait'

CROSS-CURRICULAR CITIZENSHIP/ART

Contemporary Britain: Diversity in Art and Society

Starting with a discussion of three or four contemporary portraits of sitters who have made or are making a significant contribution to British life and culture, this session explores two angles: the artistic issues associated with their portrayal and assessing the sitters as representative or not of contemporary Britain. Students work in small groups to question if contemporary displays are sufficiently diverse in their representation of culture, age, gender and disability to represent Britain today.

This session can include either an art or citizenship activity:

- Art Activity – Explore and consider diversity of media, sketching one example of each of four different types of media
- Citizenship Activity – Suggest improvements to make the current display of contemporary sitters more diverse



Joe Dallesandro by Paul Morrissey, 1968 (detail) © Paul Morrissey, 1968

CROSS-CURRICULAR CITIZENSHIP/ART

Gay Icons

- Available up until 18 October 2009

An In Focus Talk on the themes, selectors and key photographs of this unique temporary exhibition, with an optional Gallery tour of works in the Collection linked to issues of identity and representation. This presentation also discusses mood, form, process, content and context of selected works. Classes can experience this exhibition (admission charge applies) with a visit following the In Focus Talk.



CROSS-CURRICULAR ENGLISH/HISTORY/ART

Writers and Artists in Context

Placing British writers and artists in the context of their times through the medium of their portraits, this KS3 session makes links between significant people from different walks of life living at the same time. The focus can be on the Age of Shakespeare, the Romantics, the early Victorians, or the mid-twentieth century. Please specify when booking.

This session can include an Art or an English/History activity:

- Art Activity – Drawing any portrait discussed in the session
- History/English Activity – Place one individual discussed in the session within a mind map of the period

Our Bookings team can advise on available dates and times to fit with your curriculum plans.

All Cross-curricular gallery sessions run for 90 minutes and cater for a maximum of 30 students.

'I don't think I have ever seen a group of adults and children returning from a visit of any kind with such enthusiasm and joy at what they have been doing.'

SEN Schools

SEN Gallery sessions

We offer a wide range of sessions for SEN Schools and Units. Our cross-curricular workshops complement many facets of the National Curriculum and the QCA's schemes of work including Citizenship, History and Art.

These practical art sessions are tailored to suit the specific needs of your students and are taught by experienced art educators. Sessions explore pose, character, expression, colour and symbols in portraiture using painting and sculpture.

The sessions take place in the gallery spaces front of the portraits, and sessions last 1½ hours. We provide all the materials needed for practical activities in the Gallery. The maximum group size is twelve students (plus teachers).

Please ask for our Access, Community & Outreach programmes leaflet for information on hospital schools and outreach sessions.



Dame (Alice) Ellen Terry (1847-1928) (detail), George Frederic Watts, c.1864-1865, NPG 227

For programme bookings and information: 020 7312 2483 or education@npg.org.uk

'We've learnt so much about the cameras and have really enjoyed using the paintings to work from.'



Discovery Tours

Inspired by portraits in the Gallery's Collection, explore the elements of portraiture through hands-on practical activities.

SEN Videoconferencing

Let the National Portrait Gallery come to your school. These interactive sessions enable your class to explore the Gallery's unique Collection. To fully participate in the SEN videoconferencing sessions we will contact you about the materials you will need when you book your session.

Self-directed Resource Boxes

Boxes can be used by self-directed groups and mainstream classes with individual SEN pupils

Explore the Tudor, Victorian or Contemporary collection in The Lerner using our SEN resource boxes. These boxes have been designed and piloted with teachers working with SEN pupils. Each box includes teachers' questions, workshop and follow up activities and MAKATON symbols to enable pupils to investigate portraiture in further depth.

Photography workshops

- **Jun 2010** - Mon 14 – Fri 18, Mon 21 – Wed 23
- **ALL 10.30 – 14.30** with a break for lunch (not provided)

Work with our experienced photographer to produce photographs using the Collection and temporary exhibitions. Each participant comes away with his or her own photograph.

See page 45 for CPD Sessions for SEN teachers

These SEN sessions run for 90 minutes for up to 12 students.



'We're coming up with bigger and better ideas... I've been able to talk about paintings to the public... It's given me confidence.'

Young People's Programme

We are dedicated to working with 14 – 21 year olds outside of school, in a wide variety of ways. Sessions explore exciting and innovative aspects of portraiture, drawing inspiration from the Collection or temporary exhibitions.

- Sunday Sessions are on the first Sunday of the month
- Holiday workshops take place over three days, often culminating in a performance or private view
- Special taster sessions can be arranged for groups from youth organisations in Camden, Lambeth, Southwark and Westminster
- Students can gain an Arts Award - see our website for more information about Arts Award Welcome

Youth Forum

Youth Forum members aim to make the Gallery more youth-friendly by running their own events and creating resources for other young people. The Youth Forum meets once a month on Thursday evenings and is open to new members. For bookings and more information see www.npg.org.uk/youngpeople or contact youthbookings@npg.org.uk or 020 7312 2483

All Young People's sessions (including materials) are free.

'Gives us access to such a wealth of culture'

Videoconferencing

Videoconferencing


Videoconferencing brings the National Portrait Gallery into your school, facilitating direct experiences between our portraits and our specialist freelancer team in your classroom with your students. Videoconference sessions engage in ideas around History, Art and Citizenship through portraiture.

Please note that sessions can be booked only through Global Leap, not directly by the National Portrait Gallery. See www.global-leap.org for the current videoconferencing schedule. Please state on your booking form which topic you require of those on offer for any particular day. Please also see our guidelines for having a successful videoconference with us on page 41.

Videoconferencing CPD

CPD sessions on videoconferencing are available on selected Thursdays from 16.00 to 17.00 for teachers from Secondary schools and colleges, including departments or groups of teachers.

For Videoconferencing bookings: www.global-leap.org



Richard Hillary (1919-1943) (detail) Eric Henri Kennington, 1942. NPG 5167

'This is the third time we have used this videoconference and it gets better each time.'

RIGHT: **Queen Elizabeth I**
(1533-1603) (detail)
Unknown artist, c.1575, NPG 2082



ART Key Stage 3 to 5

The Modern Portrait

Looking closely at a selection of contemporary portraits painted in different styles, students are encouraged to express their personal opinions about the range of styles from realism to more abstract works.

- Follow-up webquest: KS3 Art 'Beyond Portraits'

Self-Portraiture

Self-portraiture is the ideal approach for artists to display their skills, reveal more about themselves and experiment with new ideas. Students are encouraged to think about their own experiences of creating self-portraits, through looking at a selection of images in different media from various periods.

- Follow-up webquest: KS3 Art 'Talking Techniques'

Creative and Media Diploma - Performance: Creative Characters

Students who have already visited the National Portrait Gallery for a Performance: Creative Characters workshop can showcase their finished performance, explaining which portraits they took as their starting point and how they developed their work.

HISTORY Key Stage 3 to 5

Tudors

Examining three or four portraits as historical evidence, this session can be tailored towards early Tudor or Elizabethan portraiture or focus on the changing image of Queen Elizabeth I. Please specify when you book.

- Follow-up webquest: KS3 History 'Elizabeth I's New Portrait'

Stuarts

Question and critique the reliability of images as historical sources through looking at selected images of key figures in the Civil War, and the decades preceding it.

- Follow-up webquest: KS3 History 'Cavaliers and Roundheads'

Britain 1815 – 1851

Students explore the changes of this period through looking at the large-scale painting *The House of Commons, 1833*, images of key political and social figures, and portraits of technological innovators connected with developing the railways. Students assess the achievements of individual sitters and consider the role played by portraiture in reflecting old and new values and aspirations.

'Opened our eyes to a whole new world of portraiture.'



FAR LEFT: **William ('Bill') Morris, Baron Morris of Handsworth**, (b.1938) John Keane, 2005, NPG 6721

LEFT: **King Charles I** (1600-1649) (detail) Gerrit van Honthorst, 1628, NPG 4444

HISTORY Key Stages 3 to 5

Victorians

How were images, including of Queen Victoria, constructed to give powerful propaganda messages about Britain and its relationship with the wider world?

Votes for Women

Students analyse portraits of key figures, male and female, in both the suffrage and the anti-suffrage movements in this practical session. Students predict from the sitter's self-presentation which movement they are likely to fall into, testing their hypotheses against quotations from the sitter.

- Follow-up webquest: KS3 History 'Votes for Women'

Medicine through Time

Supports the SHP GCSE unit on Medicine through Time and also to the QCA KS3 Science Schemes of Work, Unit 8C, 'Microbes and Disease'.

- Analysing portraits of key medical pioneers and patients as sources of historical evidence. Select two focus areas:
- Bleeding and blood circulation in the sixteenth and seventeenth centuries (including William Harvey)
- Inoculation and vaccination in the eighteenth century (including Mary Wortley Montagu and Edward Jenner)
- Women in nineteenth-century medicine (including Florence Nightingale and Mary Seacole)
- Medical advances and World War II (including Alexander Fleming)

All Videoconferencing sessions run for 45 minutes to 1 hour and cater for a maximum of 30 students.

CROSS-CURRICULAR HISTORY/CITIZENSHIP Key Stage 3 to 5

The Abolition of Slavery

This session looks at portraits of some of the key characters and events in the British struggle to abolish slavery. The roles played by the different groups of people are discussed: British men, women, and freed slaves. Students assess the historical significance of the different abolitionists and decide which they feel would provide the best role model for campaigning on a human rights issue today.

- Follow-up webquest: KS3 History 'Heroes of Abolition'

Images of Power: From Divine Right to Democracy

This session traces the process of establishing parliamentary democracy in Britain by looking at images from three different periods – the reign of Charles I and the Interregnum, *The House of Commons, 1833* and a selection of recent and present day politicians.

Citizenship: Representing Britain

Students bring to this session pictures of six famous contemporary people who they feel together represent the diversity of Britain today, and check the Gallery's website to see if any of their selection are represented in the Gallery's Collection. The session looks at the representation of diversity in three or four paintings from the contemporary galleries as well as the students' own choices.

For Videoconferencing bookings: www.global-leap.org



Frances, Countess of Somerset
(1590-1632) (detail) Studio of
William Larkin, c. 1615, NPG 1955

VIDEOCONFERENCING WITH US

Please read our tips for a successful videoconferencing session.

Bookings

Please book your session through Global Leap on www.global-leap.org

Once you have booked via this website, the National Portrait Gallery will send you a confirmation letter and complete videoconferencing guidelines.

Session content

For full details please look under Videoconferencing on www.npg.org.uk/learning

Be prepared

Please read the guidelines sent out with your confirmation letter for how to split your class into groups, what your class needs to bring beforehand, and information on the setup of your room. Guidelines can also be downloaded from our website www.npg.org.uk/learning

On the day

- Set up your room according to our guidelines and brief your students.
- Make a test call 15 minutes before the start time.
- Please be ready to start your session on time.
- Further information will be supplied when you make your booking, or call us in advance.

Cancellations

Videoconferencing sessions are free, but cancellations of booked sessions will be charged.

Useful information

- BOOKINGS: www.global-leap.org
- ISDN NUMBER: 020 7839 7323 (128Kbs)
- BROADBAND IP ADDRESS: 80.68.53.122
- Telephone number in videoconferencing area: 020 7925 2175
- Telephone number before videoconferencing sessions: 020 7312 2483

Resources

TEACHING RESOURCES

Digital Resources

To support your group's needs, help you prepare for your visit to the Gallery and stimulate ideas for post-visit units of work, we provide a wide range of free learning resources on our website including Teachers' Notes, interactive web activities and webquests. Resources explore ideas around portraiture including temporary exhibitions, techniques and processes, key movements and styles, and major artists featured in our Collection.

Highlights:

- Downloadable Teachers' Notes for Secondary and A Level Art including Contemporary Painted Portraits, Pop Portraits and Self-Portrait Commission Project
- Secondary & A level History and Citizenship
- Downloadable Teachers' Notes for Secondary and A Level History and Citizenship including Tudors, Stuarts, Regency, Victorians, The Great Reform Act and The Anti-Slavery Convention
- For webquests see www.npg.org.uk/webquests

For the full list of our extensive resources please see www.npg.org.uk/learning/digital.php

PUBLICATIONS

Our extensive range of publications for teachers and students, written by education specialists, includes illustrated resources, activity packs with posters and art prints, and postcard packs with up to twelve illustrated cards and a booklet.

Highlights:

Tudor Portraits Resource Pack

- £7.34

The Tudor Portraits Resource Pack (National Curriculum Key Stage 2), covers topics on Art, Maths, English and Geography. The pack contains 6 posters or art prints and a 32-page illustrated booklet prepared by the National Portrait Gallery's Learning Department.

A Guide to Contemporary Portraits

Sarah Howgate and Sandy Nairne

- £6.99

The Gallery's Director and Contemporary Curator discuss key works from the collection, including images of David Beckham, Zaha Hadid, J.K. Rowling and Akram Khan, and portraits by leading British artists Tracey Emin, David Hockney, Gilbert and George and Sam Taylor-Wood.

Visit www.npg.org.uk/shop for our full product listings. For more details or to place an order, contact the Mail Order department on 020 7321 6624 or email onlineshop@npg.org.uk

'A real treat to come to a day so full of interesting, useful ideas. I can't access this level of information and expertise in the classroom.'

Teachers

Our range of free professional development programmes introduce the Gallery as an educational resource, supporting Secondary teachers in interpreting portraiture and developing programming ideas for classroom work and Gallery visits. From practical workshops to exclusive after-hours private views, CPD gives teachers a special insight into the ideas and processes behind our Collections and temporary exhibitions.

Why not group together with other teachers from your area and visit us for portrait project inspiration with a tailor-made CPD session?

Bookings and RSVPs essential on 020 7312 2483 or education@npg.org.uk



King Henry V (1387-1422) (detail); Unknown artist, late 16th or early 17th Century, NPG 545

For programme bookings and information: 020 7312 2483 or education@npg.org.uk

FREE PRIVATE VIEWS

Beatles to Bowie: the 60s exposed

For Secondary Art / Photography Teachers

- **Fri 23 Oct 2009**
- 17.30 – 19.30

Meet colleagues, collect resources and join the Learning Department for a glass of wine at this free private view. Following an introductory talk by the Learning Manager, Art and an introduction to our exciting Young People's Programmes, explore *Beatles to Bowie* with **free** entry.

The Indian Portrait 1560-1860

For Primary and Secondary Art Teachers and Youth Leaders

- **Thurs 18 Mar 2010**
- 17.30 – 19.30

Following an introductory talk by the Learning Manager, Art and an introduction to our exciting Young People's Programmes, explore *The Indian Portrait* exhibition. Teachers' resource pack available.

CPD WORKSHOPS

New Key Stage 3 Curriculum

Reflections: History meets Art

- **Weds 3 Feb 2010**
- 10.30 – 15.00

A new CPD session helping teachers to discover how to investigate, understand and evaluate works in the Collection through initial discussion and lively practical activities.

The course:

- Focuses on key pieces from the Collection to examine themes such as diversity, society, time, and politics.
- Demonstrates the potential of art to emphasise issues and ideas which connect to our everyday lives.
- Explores the historic evidence conveyed by portraits.

Putting learning into context

What goes on behind the scenes?

- **Tues 30 Mar 2010**
- 10.30 – 17.00

A behind-the-scenes tour giving teachers the opportunity to explore jobs and skills needed to develop an exhibition space and insights into the gallery sector. Teachers gain knowledge and understanding by identifying roles in each Gallery department including general job descriptions, skills base and career paths.

CPD WORKSHOPS

New Key Stage 3 Curriculum

Campaign

Continuing Professional Development days to support teachers delivering Unit 5 Campaign Level 2 (Edexcel) and other equivalent exam units (including Applied GCSE and A-Level)

- **Tues 2 Feb 2010**
- 10.30 – 15.00

A full-day course allowing teachers to build their own understanding and expertise in how the National Portrait Gallery conducted a campaign to successfully promote the major 2007 exhibition *Face of Fashion*.

Teachers have the opportunity to meet staff from the Gallery's Marketing, Exhibitions, Visitor Services and Learning Departments and examine what it takes to conduct a successful campaign. The day shows teachers how students can learn from industry by focusing on creative approaches and sharing best practice.

Beatles to Bowie: Photography Workshops for Teachers

- **Wed 21 Oct 2009**
- 10.30 – 15.30

Inspired by *Beatles to Bowie: the 60s exposed*, teachers join our professional photographers to receive advice and training with scope to experiment and develop ideas, improve their technical skills with formal elements, and make connections between their own outcomes and the artists' approach.

SEN CPD WORKSHOPS

Photography CPD

- **Mon 8 Mar 2010**
- 10.30 – 16.00

Led by an experienced photographer and Gallery educator, this course aims to assist teachers to develop their pupils' visual literacy skills using the Gallery's unique photographic collection and temporary exhibitions of works dating from the 1840s to the present day. Particularly suitable for Key Stage 3 teachers who teach pupils with special educational needs, the session includes a practical photography session and an introductory tour of the IT Gallery. The workshop complements elements of the National Curriculum and QCA's schemes of work in Art and Design History, Literacy and Science.



Exhibitions

EXHIBITIONS

Gay Icons

- **Until 18 Oct 2009**
- Admission £5/
Concessions £4.50 and £4
- Sponsored by
Rosé d'Anjou wines

Gay Icons explores gay social and cultural history through the unique personal insights of ten high-profile gay figures, who have selected photographs of their historical and modern icons. The chosen icons, who may or may not be gay themselves, have all been important to each selector, having influenced their gay sensibilities or contributed to making them who they are today.

The selectors are: Waheed Alli, Alan Hollinghurst, Elton John, Jackie Kay, Billie Jean King, Ian McKellen, Chris Smith, Ben Summerskill, Sandi Toksvig and Sarah Waters.

Beatles to Bowie: the 60s exposed

- **15 Oct 2009 – 24 Jan 2010**
- Admission £11/Concessions £10/£9
- Sponsored by The Bank of New York Mellon

Celebrating the leading pop music personalities and groups who helped create 'Swinging London' in the 1960s, the exhibition brings together 150 photographs and ephemera including record sleeves, illustrated sheet music and magazines.

Taylor Wessing Photographic Portrait Prize 2009

- **5 Nov 2009 – 14 Feb 2010**
- Admission free
- Supported by Taylor Wessing

This exhibition showcases the work of the most talented emerging young photographers, photography students and gifted amateurs alongside that of established professionals. The international mix of entrants is reflected in the diversity of approaches to the portrait genre, encompassing reportage, advertising and fine art images.

Pre-booked school groups get a special discounted admission rate for visits to charged exhibitions on Monday to Wednesday between 10.00 and 13.00.



Irving Penn Portraits

- 18 Feb – 31 May 2010
- Admission £10, Concessions £9/£8

One of the world's greatest photographers, portraiture has been a fundamental element of Irving Penn's prolific career. Spanning seventy years and featuring 120 prints, this major exhibition focuses on Penn's portraits of prominent cultural figures.

BP Portrait Award 2010

- Jun to Sept 2010
- Supported by BP
- Admission free

The *BP Portrait Award* is the most prestigious portrait competition in the world, promoting the very best in contemporary portrait painting. With a first prize of £25,000, the exhibition has proved to be the launch pad for the careers of a number of successful portrait artists. This year's exhibition will present more than fifty selected portraits alongside the work of the *BP Travel Award 2009* winner.

The Indian Portrait 1560-1860


- 4 March – 13 June 2010
- Admission free

This major exhibition tells the story of the Indian portrait from 1560-1860. Developing from its origins at the Mughal court, portraiture spread to the Islamic sultanates of the Deccan and then to the small Hindu kingdoms in Rajasthan and the Punjab Hills.

The role of the portrait in India is many faceted – as an official chronicle or eye-witness account, and as a means of revealing the intimate moments of everyday life. This depicted the sitter, for the first time in Indian art, as a psychological entity, revealing their fallibility and compassion, or just simply how they really looked.

These paintings are a record of a rich and complex history, embracing influences from Iran and Europe as well as local Hindu and Muslim traditions. Bringing together sixty works, *The Indian Portrait* celebrates the beauty, power and humanity of these works of art, showing that the Indian portrait can stand shoulder to shoulder with outstanding examples of portraiture from around the world.

For full listings of our **exhibitions and displays** please see www.npg.org.uk. Places are limited so please get in touch in advance to make your booking on 020 7312 2483





Visits and bookings

'HOW TO BOOK' CHECKLIST

For bookings and information contact the Learning Bookings Line on 020 7312 2483 or education@npg.org.uk



Date and time of your visit, with alternatives if we can't accommodate your first choice



Type of visit – self-directed or a taught session?



Age and learning needs of your group



Numbers of pupils and accompanying adults. Please ensure that your adult: student ratio is at least 1:10



School details and contact information including full postal address, telephone and fax numbers

Please note: We are not able to take provisional bookings. You are welcome to make an email enquiry but please note bookings will be confirmed over the phone.



OUR TIPS TO ENJOY YOUR VISIT

Book in advance

Please book before you visit with us. Get in touch as early as possible to ensure we can accommodate your class. A minimum of one month's notice is preferred.

Number of visits

Due to the popularity of our programmes, we can provide each school with three taught sessions for different classes each term. We can provide teachers' notes to help you run up to three further sessions yourselves.

Taught sessions

Join our specialist freelance team for educator-led sessions in the gallery spaces or hands-on workshops. Book from our suggested sessions or devise your own.

Self-directed visits

To run your own session, please contact us to book the relevant rooms.

Admission charges

Admission to the Gallery is free. All taught sessions are free, unless otherwise noted. Some temporary exhibitions have an admission cost, please ask when you book for our special discount rates for pre-booked classes.

Keep in touch

Join our Teachers' Email List to receive bulletins and updates.

In the galleries

Guidelines are sent when you book, please read and discuss with your group. Group leaders are responsible for the behaviour of their classes during the visit.

Facilities

Please note we have no parking or lunchroom facilities. Our booking team can advise you on alternatives.

Cancellations

We reserve the right to apply a cancellation fee if sessions are cancelled after your booking is confirmed.

Bookings and enquiries:

020 7312 2483 or education@npg.org.uk

National Portrait Gallery
St Martin's Place,
London WC2H 0HE

Opening hours

Open daily 10.00 – 18.00

Thursday and Friday
until 21.00

Entry to the Gallery is free,
an entry fee is charged for
some exhibitions.

Access Information



Shop and bookshop
entrance in St Martin's
Place and the Orange
Street ramp entrance are
accessible. Wheelchairs,
lifts and special guides
are available.

