

Sport Resource Box

Introduction


Welcome to the Sport resource box. This resource is for teachers and group leaders working with children with Special Educational Needs. This box contains resources to support your self-directed visit to the National Portrait Gallery.

The resource box contains:

- Information about six portraits of sportsmen and sportswomen.
- Questions to discuss with your group.
- Cross-curricular activities to try in the gallery or back at school after your visit.
- Pictures and handling objects to use with your group in the gallery as you explore the portraits.




This icon indicates a suggested activity that incorporates handling objects and/or pictures. You will find these in the resource box.




NPG P323



NPG 6832




NPG 5835



NPG x77026



NPG 6669



NPG x128143

Sport Resource Box

Introduction

This box is themed around sport. These resources will help you explore:

- Celebrated sportsmen and sportswomen.
- The sports they played and their achievements.
- Your pupils' own ideas, likes and dislikes about sport.

In the lead up to the 2012 London Olympics, sportsmen and sportswomen will be included in the National Portrait Gallery's changing displays and new commissions. The portraits included in this box may not be on display when you visit. You may wish to use the large copies of the portraits that are included in this resource box, or use alternative portraits with the questions below.

Finding alternative sports portraits

Use the Portrait Explorer computers in the IT Gallery to check if the portraits are on display or look for alternatives to use. You can browse portraits under the 'Olympians and Paralympians' category or search by name. Sportsmen and sportswomen you may wish to search for include:

David Robert Joseph Beckham	Shanaze Reade
James Cracknell	Franklin Roy ('Frank') Bruno
David Couthard	Rio Ferdinand
Chris Hoy	Andy Murray
Sophie Christiansen	Rachel Yankey

You may wish to use and adapt the questions and activities on the following pages when discussing the portraits you find using Portrait Explorer.

Portraits in the gallery can go off display at very short notice. Large copies of all of the six portraits here are included in the resource box should you wish to use them when the portraits off display.

Sport Resource Box

Resources

Questions for any portrait

You may wish to refer to these questions when discussing the portraits you found using Portrait Explorer.

- How was this portrait made? Is it a photograph? A print? A painting? A video? A sculpture?
- What sport does the sitter play? Has the artist included any clues in the portrait? (Think about their pose, clothes, background and objects included in the portrait).
- Can you name any other people who are famous for playing this sport?
- Have you ever tried or watched this sport?
- Where is the sport played? What are the rules?
- Is it a team sport or an individual sport?
- Can you name any other team sports or individual sports?
- Do you think the sitter is good at their sport? Why or why not?
- Do they look fit and healthy?
- How do you think the sitter keeps fit and healthy? (Think about exercise and diet).
- Does the sitter use any equipment when they play their sport? (Use the pictures of sports equipment in the resource box to help you identify the equipment used for that sport).
- What clothes do they wear for their sport? Are they wearing them in the portrait?

Sport Resource Box

Resources

Suggested activities for any portrait



Pose

- Copy the sitter's pose and expression. What are they doing? What do you think they have done or are about to do? How does the pose make you feel? What does the sitter's pose tell us about them? Are they still or active? Calm or excited? Confident or nervous?



Look and discuss

- Use Portrait Explorer to find out about the competitions the sitter has competed in and their achievements. Discuss how you think they felt when they competed, won or lost.



Look and discuss

- What do you think makes a good sportsperson? (Think about skills, fitness, teamwork, focus, sticking to the rules and fair play). Do you think the sitter is a good sportsperson? Why or why not? How does their portrait show this?



Art activity

- Has the sitter won any medals? Use Portrait Explorer to find out. Try on the medal in the resource box and look at the pictures of medals from 1981, 2004 and 2008. Compare their designs. What symbols have been included? Using the *Design a Medal* activity sheet, design a medal for the 2012 Olympic Games in London.



Look and discuss

- Use the sports equipment flashcards in the resource box to discuss how the sitter's sport is played and what equipment they use. Begin by sorting the flashcards into two piles: equipment used to play the sitter's sport and equipment they do not use.



Sport Resource Box

Resources



Art activity

- Using the *Draw a Portrait* activity sheet, copy the portrait. There are drawing materials in the resource box.



Art activity

- Has the sitter ever competed in the Olympic games? Will the 2012 Olympic Games affect your local area? Look at the information about the Olympic Stadium and other Olympic venues in the resource box. Do you like them? Using the *Design a Venue* activity sheet, create your own design for a venue for your sitter's sport.



English and art activity

- Sports men and women are included in the National Portrait Gallery's collection if they have made a significant contribution to British life and culture. Think of sports men and women who you think have done something important for Britain, such as winning a competition. Search for them using Portrait Explorer. Is anyone missing? Write a letter to the Gallery explaining why you think they should be included.

Make a portrait of the missing sportsperson for the Gallery's collection. How will you show that they are important and good at their sport? Think carefully about their pose, clothes, objects that you will include and the background.



Art activity

- Create a self portrait showing you doing your favourite sport or activity. What will you include in your portrait? Do you wear sports kit or other special clothes for your activity? What equipment do you use for your activity? How will you show that you are good at your activity?

Sport Resource Box

Resources

**Len Harvey**

By Thomas Burke

Oil on canvas, circa 1938

NPG 6832

Len Harvey was a boxer. He is shown here in a ringside robe with a towel casually round his neck. He began boxing aged 12. He boxed every division from flyweight to heavy weight and at the age of 22 became the only man to have held three British titles simultaneously: at middle, light-heavy and heavyweight (1929-33). His international career reached a peak with his fight against the American John Henry Lewis (1936) for the world title which Harvey claimed on Lewis's retirement in 1939.

He was a model of good sportsmanship, and was among the most popular British idols of the 1930s. His final appearance in ring ended when he was knocked out by Freddie Mills in only 2 rounds. There is a portrait of Freddie Mills in the resource box. It was the first knockout in his career. When he retired he had an official record of 133 fights, 111 wins, 9 draws, 13 defeats.

Questions

Teachers/group leaders may wish to refer to these questions:

- What sport does he compete in? How can you tell? (Look at his hands).
- Is Len Harvey standing up or sitting down?
- Is he looking at us?
- What is he wearing? (Use the robe and towel in the resource box to help you).
- Does he wear these clothes when he is in the boxing ring? (No, he wears his shorts, which are just visible in the portrait). What else does he need to wear when he is boxing? (Boxing gloves).



Sport Resource Box

Resources

- Do you think he is good at boxing? Why or why not?
- Where do boxers fight? (In a boxing ring)
- What do you think he is about to do?
- Can you name any boxers who are popular today?
- Len Harvey was a model of good sportsmanship. Can you think of any sports men or women today who are good sports who play fair?
- Len Harvey became a boxer aged 12. Would you like to be a boxer? Why or why not?
- Why do you think Len Harvey's portrait was painted?
- Which modern British sports stars do you think should have their portraits in the National Portrait Gallery?

Sport Resource Box

Resources

Suggested Activities: In the Gallery



Pose

- Copy his pose and expression. Use the clothes in the resource box to help you. How do you feel? Do you think Len Harvey is calm or anxious? Confident or nervous? Do you think he is about to fight or has finished fighting? Did he win? Is he about to win?



Look and discuss

- What do you think Len Harvey is thinking about? What do you think he thought about before a big boxing match? How do you think he kept himself going during the match?



Look and discuss

- Do you think Len Harvey looks fit? How do you think Len Harvey got ready for a boxing match? How did he get fit and strong? What foods did he eat to keep healthy and give him energy?



Art activity

- A lot of people admired Len Harvey because he was a champion and because he was a good sport who played fair. Do you have a sporting hero, or someone else you admire? Use the *My Hero* activity sheet to draw a portrait of them. You may be able to find a portrait of them using Portrait Explorer on the computers in the IT Gallery.



Look and discuss

- Boxing has been an Olympic sport since the first Olympics in ancient Greece. Which sports would you like to see in the Olympic Games? You can find out about boxers in ancient Greece using *The Ancient Greek Olympic Games* book in the resource box.



Sport Resource Box

Resources



Look and discuss

- What equipment does Len Harvey use for his sport? Use the flash cards in the resources folder. Choose the cards that show equipment Len Harvey would use. Have they all been included in the portrait?




Look and discuss

- Using the *Draw a Portrait* activity sheet, copy the portrait. There are drawing materials in the resource box.



Follow-up Activity: Back at school



English activity

- How much do you know about your hero? Use the library and the internet to find information about your hero, such as their life story, their achievements and their hobbies. Write a magazine article about your hero. Explain why you admire them. Use the portrait you drew to illustrate your article.




Art activity

- Create a self portrait showing you doing your favourite sport or activity. What will you include in your portrait? Do you wear sports kit or other special clothes for your activity? What equipment do you use? How will you show that you are good at your activity?

Sport Resource Box

Resources

**Sir Ian Botham**

By John Bellany

Oil on canvas, 1985

NPG 5835

Ian Botham is a cricketer. He first played for Somerset in 1974. He joined the England team and played his first Test Match in 1977 against Australia. The following year he made cricketing history by becoming the first player to score a 100 runs and take 8 wickets in a Test Match. He was captain of the England team twelve times. He is particularly remembered for sensational all-round performances in the summer of 1981 as batsman, bowler and fielder, in the slips, during the last three matches of the Test series against Australia.

Ian Botham was knighted by the Queen in 2007, in recognition of his cricket achievements and his work raising money for charity.

Questions

Teachers/group leaders may wish to refer to these questions:

- How was this portrait made? Is it a photograph? A print? A painting?
- What sport does Ian Botham play?
- Is cricket a sport he plays on his own or with a team?
- What clue has the artist included in the portrait to show us that Ian Botham plays cricket? (His clothes. Use the sweater in the resource box to help you).
- What colour are his clothes? (White – cricketer's clothes are called whites).
- Can you see any other colours on his clothes? What do you think they show? (They are his team colours).

Sport Resource Box

Resources

Suggested Activities: In the Gallery



Copy this pose

- Wear the cricket sweater in the resource box and copy Ian Botham's pose and expression. How do you think he is feeling? Do you think he is relaxing or is he focussed? Is he nervous or confident? How can you tell?



Can you find?

- Can you find Ian Botham's name in the portrait? Where in the portrait is it? Why do you think the artist has put his name so close to his head? Why do you think 'England' is written underneath it?



Look and discuss

- Cricket is a team sport. Ian Botham was team captain. Do you think he looks like he was a good team captain? Why or why not? What makes a good team leader?



Look and discuss

- Compare the size of his head to the size of his body. Why has the artist given him a small head and a large body? Does it make him look strong or weak? Fit or unfit? Why do you think his friends called him 'Guy the Gorilla' and 'Beefy'?



Look and discuss

- When this portrait was painted a lot of Ian Botham's fans did not like it. They said the painting was rubbish. Do you like the painting? Why or why not? Why do you think it made some people angry?

Sport Resource Box

Resources



Look and discuss

- Do you play a sport that uses special equipment? What equipment does Ian Botham need to play cricket? Use the sporting equipment flash cards in the resource box to find equipment that is used for cricket.



Art activity



- Can you name any other team sports? Do you have a favourite team? Have you ever played any team sports? What other activities do you do with a team? What is important to remember when you are working as a team? Using the Team Player activity sheet, draw a picture of yourself being part of a team.



Look and discuss

- Ian Botham is famous for doing long walks to raise money for charity. Have you ever done anything to raise money for charity? Which charity was it for? What did you do? Why did you do it?

Art activity



- Using the *Draw a Portrait* activity sheet, copy the portrait. There are drawing materials in the resource box.



Resources

Follow-up Activities: Back at school



Art activity

- This portrait of Ian Botham was commissioned by the National Portrait Gallery because Ian Botham was a very successful cricketer. Imagine the Gallery has commissioned you to create a portrait of a successful sportsperson. Use the internet to choose a sportsperson. You could choose a famous cricketer, an Olympic or Paralympic medal winner, or someone else. What will you include in the portrait to show what sport they play and how good they are at it? What materials will you use for your portrait? Why? Create your portrait.



English activity

- Write a label for the portrait you created. Include:
Your name.
The sportsperson's name.
The date.
The materials you used.
Information about the sportsperson.




PE activity

- Try cricket, or French cricket. Cricket involves lots of skills: running; hitting a ball with a bat; catching; throwing or bowling a ball; adding up scores; shouting "howzat!" Try some of these. Which can you do best? Which do you enjoy the most?

Sport Resource Box

Resources

**Duncan Alexander Goodhew**

by Alistair Morrison

toned bromide print on Kentmere paper, 1996

NPG x77026

Duncan Goodhew was an Olympic swimmer for Great Britain. He started swimming at school. When an Olympic swimmer visited his school before the 1972 Olympics, Duncan Goodhew was allowed to swim with him. That day Duncan told his friends: "I'm going to the Olympic Games." Four years later he achieved his dream. He represented Britain at the 1976 Olympics in Montreal, but did not win any medals. In 1980 he was captain of the Olympic swimming team at the Moscow Olympics and won a gold medal for 100m breast stroke. He was awarded an MBE for services to sport in 1981.

Duncan Goodhew is now a businessman and also does charity work. He is the president of Swimathon, an annual swimming event that raises money for cancer charity Macmillan. He is also Vice President of the Dyslexia Institute. He is dyslexic and found school very difficult because he was not diagnosed until he was 14. He has done a lot of work to raise the profile of dyslexia and campaigned to increase levels of support for dyslexic people.

Questions

Teachers/group leaders may wish to refer to these questions:

- How was this portrait made? (Is it a painting, a drawing or a photograph?).
- What can you see in the background? (Water).
- How can you tell it is water? Can you describe it?
- Is Duncan Goodhew in the water? How can you tell? (He has water on his face; he is looking up at us, as if we are looking down at him from dry land).

Resources

- Where do you think he is? (In a swimming pool, the sea or a river?)
- What do you think he has been doing?
- Is he looking at us?
- Is he looking up or down?
- Can you see all of his face?
- Which parts of his face can you see? Which parts are missing?
- Why do you think the photographer had chosen to show only part of his face, not all of it?

Sport Resource Box

Resources

Suggested Activities: In the Gallery



Look and discuss

- Duncan Goodhew was an Olympic swimmer. Have you ever been to a swimming pool, or tried swimming? What was it like? Duncan Goodhew won a gold medal for the breaststroke. How do you move your arms and legs for the breaststroke?



Look and discuss

- It can be noisy at a swimming pool. What do you think it sounded like when Duncan was swimming at the Olympic games? (Think about the sounds of the water, and of the people watching). What do you think he did to help himself concentrate?



Art activity

- Duncan Goodhew won a gold medal at the 1981 Olympics. New medals are designed for each Olympic Games. Try on the medal in the resource box and look at the pictures of medals from 1981, 2004 and 2008. Compare their designs. What symbols have been included? Using the *Design a Medal* activity sheet, design a medal for the 2012 Olympic Games in London.



Look and discuss

- This photograph was taken by professional photographer Alistair Morrison. He specialises in portraits of celebrities and well-known prominent people. Would you like this job? Why or why not? If you could photograph any celebrity, who would it be? How would you like them to pose? What would you choose for the background?



Look and discuss

- What equipment does Duncan Goodhew use for his sport? Using the flash cards in the resources folder, find the equipment that Duncan Goodhew would use. Has it been included in the portrait?



Sport Resource Box

Resources



Art activity

- Using the *Draw a Portrait* activity sheet, copy the portrait. There are drawing materials in the resource box.



Follow-up Activities: Back at school



Art activity

- Work with a partner. Take turns to be the photographer and the sitter. Take photographs of the sitter's face. Experiment with poses, looking up, down or sideways; taking photos full face or from the side. Using the camera's zoom, or using photo editing software, crop the photos to show just part of the sitter's face. Is it easy or difficult to recognise the sitter?



PSHE and PE activity

- When he was training for the Olympics, Duncan Goodhew had to swim 20km (12 miles) a day and lift 385kg weights. What else do you think he did to keep healthy? What foods do you think he ate? Plan a balanced, healthy meal for Duncan.




English activity

- Duncan Goodhew was inspired to train hard so that he could go to the Olympics when an Olympic swimmer visited his school. Who would you like to visit your school? Why? Write a letter to invite them to your school. Or imagine they visited your school and describe what happened.

Sport Resource Box

Resources

**Daley Thompson**

by David Buckland
cibachrome print, 1986
NPG P323

Daley Thompson is a British athlete and world decathlon champion. He won his first major title, a gold medal, at the Commonwealth Games, in 1978. He later won gold medals at the Olympic Games (1980, 1984), Commonwealth Games (1982) and World Championships (1983). Daley Thompson set world decathlon records in 1980 and 1982.

The decathlon requires proficiency in ten events - the shot put, discus and javelin throws; the long and high jumps; the pole vault; the 100m, the 400 m and the 1500 m run and the 110 m hurdles. The winner is considered the all-round athletics champion. Daley Thompson made the decathlon a popular event among spectators. With his flamboyant and competitive character he made each element of the decathlon a drama.

The decathlon has its roots in the Ancient Greek pentathlon, which had five events - discus, javelin, jumping, running and wrestling. You can find out more using *The Ancient Olympic Games* book in the resource box.

Questions

Teachers/group leaders may wish to refer to these questions:

- Is he inside or outside?
- What time of day do you think it is? How can you tell?
- What can you see behind him? Where do you think he is?
- What is he wearing?
- Do you think his clothes are comfortable?

Sport Resource Box

Resources

- What is he holding? What is it for? (Use the picture in the resource box to help you)
- Do you think he looks strong? How can you tell?



Suggested Activities: In the Gallery

Copy his pose

- How does it feel to pose like this?

Look and discuss

- How do you think he is feeling? What do you think he is like? (Do you think he is shy and quiet or a loud and cheeky character?). Do you think he has won or lost his races?

Art activity or creative writing

- Draw or write what you think Daley Thompson is thinking about in the thought bubble on the *Sports* activity sheet.

Can you find?

- What colours can you find on his t-shirt? Which country do you think these colours are for? (Use the flag in the resource box to help you). Why are they on his shirt? What kinds of competitions do you think he competed in?




Can you find?

- What colours can you see in the background of the picture? How do they make you feel?

Look and discuss

- Daley Thompson competed in the decathlon, an event with ten different sports. He had to do sports that involved running, throwing and jumping (there are pictures of some of these activities in the resource box). Which parts of his body does Daley Thompson use for these sports? Have you tried any activities like these? Which of them do you like doing best?



Sport Resource Box

Resources



Look and discuss

- Which decathlon events would you include in the Olympics?



Look and discuss

- What equipment does Daley Thompson use in the decathlon?
Using the flash cards in the resources folder, find the equipment used for the decathlon events. Which piece of equipment has been included in the portrait?



Art activity

- Using the *Draw a Portrait* activity sheet, copy the portrait. There are drawing materials in the resource box.



Follow-up Activities: Back at school



Art activity

- Take photographs of the sky at different times of day. Compare your photographs. What colours can you see? What else can you see in the sky? What time of day do you like best? Choose your favourite sky picture and recreate it using paint or collaged tissue paper.



PE activity

- Try running, throwing or jumping. Try running short distances as fast as you can, and try longer distances, or try some sports that involve throwing or jumping. Decide which sports you like best and create your own multiple-event sport for your class.



Art activity - History

- Using your school library or the internet find pictures of objects showing people playing sports in ancient Greece. Compare the ancient Greek Olympics to the modern Olympics.

Resources



Six British Paralympic Athletes

By John Lessore

Oil on canvas, 2004

NPG 6669

This group portrait celebrates the achievements of the British Paralympians; all six sportsmen and women represented are multi-gold medallists and took part in the 2000 Paralympics in Sydney, the setting for this painting.

They are, clockwise from bottom left: Maggie McEleny, swimming; Caroline Innes, athletics; Simon Jackson, judo; Chris Holmes, swimming; Noel Thatcher, athletics, Tanni Grey-Thompson, athletics.

John Lessore spent over two years working on this painting, taking trips around the country to study each sitter individually.

Questions

Teachers/group leaders may wish to refer to these questions:

- How many people can you see?
- What are they doing?
- How are they feeling? How can you tell?
- What can you see behind the group?
- What is happening in the sky?
- What kind of event are they at?
- Is it a winter or summer event? How can you tell?
- What do you think they have been doing? How can you tell?
- Why do you think this portrait was made?

Sport Resource Box

Resources

Suggested Activities: In the Gallery



Can you find?

- How many flags can you find? Which country's flag is it? Why are they holding flags? (Use the flags in the resource box to help you).



Copy the pose

- Chose a person in the portrait and copy their pose. Use the flags in the resource box to help you. What do you think each person is thinking? Do your own celebration pose. Is it the same or different?



Look and discuss

- Where do you think they are? (Use the picture in the resource box to help you). What type of building is it? What do people do there? Have you ever been to a sports event, or watched one on TV? What type of building was it in? What can you see, hear and smell there? What did it feel like to be there?



Art activity

- Will the 2012 Olympic Games affect your local area? Look at the information about the Olympic Stadium and other Olympic venues in the resource box. Do you like them? Choose a venue and create your own design. Use the *Design a Venue* activity sheet.



Look and discuss

- Athletes who are training for the London 2012 Olympic and Paralympic Games commit to a set of values. They all try to keep these values in their minds as they train and try to be champions. The Olympic and Paralympic values are:

Sport Resource Box

Resources

Respect.
Excellence.
Friendship.
Courage.
Determination.
Inspiration.
Equality.

Which values do you think this portrait shows? Why? Which values are important to you?



Art activity

- Choose your favourite part of the portrait and carefully make a large drawing of it using the *Draw a Portrait* activity sheet. It could be one of the sitters, the building in the background, the fireworks. Why do you like it?

Follow-up Activities: Back at school

Art activity

- What do you do when you are celebrating an achievement or a special occasion? Take photographs or paint portraits showing yourself or your classmates celebrating. Cut out these pictures and the pictures you made in the gallery and join them together to make a large class portrait.



Art activity

- The artist John Lessore is interested in buildings, but always includes people in his pictures too. Find pictures or go out to look at buildings you like and draw them. Draw yourself or people who live or work in the building too. Will they be inside or outside the building? What will you show them doing?

Sport Resource Box

Resources

**Dame Kelly Holmes**

By Harry Borden

Bromide fibre print, 2005

NPG x128143

This photograph was commissioned for on the cover of Kelly Holmes's autobiography *Kelly Holmes: Black, White and Gold* in 2005.

Kelly Holmes is an athlete and was born in Kent. She had a dream when she was 14 to be Olympic Champion. She had early successes in the 1500m, before joining the Army at the age of eighteen. She returned to athletics in 1992, and by 1995 had won medals at all the major championships, setting new British records at 800m and 1000m in 1995. In the 2000 Olympic Games she achieved a bronze medal in the 800m, but it was in Athens in 2004 that she reached her Olympic zenith, winning gold in both 800m and 1500m. You can see photos of her races in *Kelly Holmes: My Olympic Ten Days*, in the resource box.

Awarded MBE in 1998, Kelly Holmes was made a Dame in 2005.

Kelly Holmes is a London 2012 Ambassador and spokesperson for the London Olympic Games. In 2008 she carried the Beijing Olympic Torch on the final leg of the relay through London. She lit the cauldron at the O2 Arena at a spectacular fireworks ceremony.

Kelly Holmes's hobbies outside of athletics include interior design and horse riding.

Sport Resource Box

Resources

Questions

Teachers/group leaders may wish to refer to these questions:

- Do you recognise her?
- Is she fit and healthy? How do you know?
- What kind of job do you think she has?
- Do you think she is good at it? How can you tell?
- What do you think she is thinking about?
- Can you tell where this photograph was taken? Why or why not?
- Why do you think the artist has chosen a plain background, with no objects? Which part of the portrait do they want you to look at?

Suggested Activities: In the Gallery



Look and discuss

- What equipment does Kelly Holmes use for her sport? Use the flash cards in the resources folder. Choose the cards that show equipment for Kelly Holmes' sport. Have any of these pieces of equipment been included in the portrait?



Art activity

- Using the *Draw a Portrait* activity sheet, copy the portrait. There are drawing materials in the resource box.



Look and discuss

- Describe her clothes and her hair. What do you think she is about to do next? What do you think she is wearing on her feet? What do you wear when you do sport?



Pose

- Copy her pose and expression. Is she facing the camera? Is her body turned towards the camera?

Sport Resource Box

Resources



Art activity

- Use the *Kelly Holmes* activity sheet to draw Kelly Holmes competing in her favourite sport.



Look and discuss

- Kelly Holmes broke records and won medals for her running. She was 2004 Sports Personality of the Year. Look at the photos of her wearing her Olympic wreath and medal on pages 41 and 46 of *Kelly Holmes: My Olympic Ten Days*, in the resource box. Try on the Olympic medal and wreath in the resource box. What would you like to hold the world record or win a medal for? Would you like to become famous for doing something special? Why or why not?



Sport Resource Box


Resources

Follow-up Activities: Back at school



Art activity

- Use photography to make portraits, copying Kelly Holmes's pose, or making sporting poses. Use digital imaging software such as Photoshop to turn the image black and white and experiment with contrast. Pupils who are more confident with the software can try adding different backgrounds.



English activity

- This portrait of Kelly Holmes was used on the cover of her autobiography. Discuss what an autobiography is and what you would include in yours. Write a short autobiography and illustrate it with a self portrait that shows you at your best.



Discuss

- Kelly Holmes came out of retirement to support the London bid for the 2012 Olympic games. Which sports are in the Olympics? (You could find out using the internet or the library). Which sports would you like to see? Plan your own ideal Olympic Games. You could make posters to promote it, or hold your own mini Olympic Games during your PE lessons.



English activity and Art activity

- Plan or design an exhibition about Kelly Holmes. Create a portrait of Kelly Holmes to be the star exhibit. What other objects will you include? What do they tell us about Kelly Holmes? Draw or collage these exhibits. Write labels for your exhibits, or record and audio guide.

Please return after use