


# National Portrait Gallery

Supported by  
**DELANCEY**  
& **getliving**



## Playful Portraits



AN  
ACTIVITY  
BOOK




# INTRODUCTION:

The National Portrait Gallery in London is jam-packed full of drawings, paintings and photos of Rebels, Believers, and Dreamers. People who pushed against the No sayers and got amazing things done!

This activity book has been created for YOU to discover some of these brilliant people, and is stuffed full of Fantastic things to Do and DRAW!  
We hope you enjoy it!

Quinton  
(the illustrator) XX

THIS Book BELONGS TO



DRAW  
YOURSELF  
HERE

↑  
WRITE YOUR  
NAME  
HERE



# Malala Yousafzai

BORN 1997

Activist  
AND  
recipient of the  
NOBEL PEACE  
PRIZE

Malala is a true **rebel**,  
**believer** and **dreamer**.

When she was a  
school girl in Pakistan  
there was a war,  
and during this time, girls were **not allowed** to be educated or go to school.

She thought this was wrong and spoke out about it.  
As a result she was shot.

She bravely recovered and came to Britain with her family.

She is studying at Oxford University and  
continues to campaign around  
the globe for education for girls.



The calligraphy over her face in this portrait  
was **handwritten** by the artist Shirin Neshat  
and is a **poem** written in Pashto.

Draw your picture with words **here**

Malala can speak  
fluently in  
Pashto, Urdu  
and English.

How many languages  
can you speak?



DRAW A PORTRAIT OF A FRIEND OR A MEMBER OF YOUR FAMILY  
USING  
WORDS TO MAKE THE IMAGE.  
THINK ABOUT WHAT THEY LOOK LIKE  
THINK ABOUT WHAT THEY LIKE TO DO  
WHAT DO THEY LOVE?  
DO YOU KNOW SOME OTHER LANGUAGES?



# Dorothy Hodgkin

1910-1994



This painting shows Dorothy working at home. She has a model of the structure of **insulin** on the table, which she discovered. Look at how busy her hands are!

CHEMIST and Nobel Prize Winner

At the age of 10, Dorothy had a real passion for playing with crystals.

☆ Her mum encouraged ☆  
☆ her to learn more about science ☆  
and she went on

to be one of the

first scientists

to do

X-ray crystallography

Dot-to-dot WITHOUT the numbers!  
Can you join the ATOMS  
to make a drawing of someone?



WANT A CHALLENGE?

Find out what the structure of **INSULIN** looks like. Accurately draw it in this book.



# Dame Zaha Hadid

1950-2016

Zaha grew up in Iraq, but came to London to train to be an **architect**.

She is the most famous female architect in the world!


She was the **first** and **only** woman to win many important awards



Architect "Queen of the Curve"

This artwork by Michael Craig-Martin is shown on an **LCD screen**.

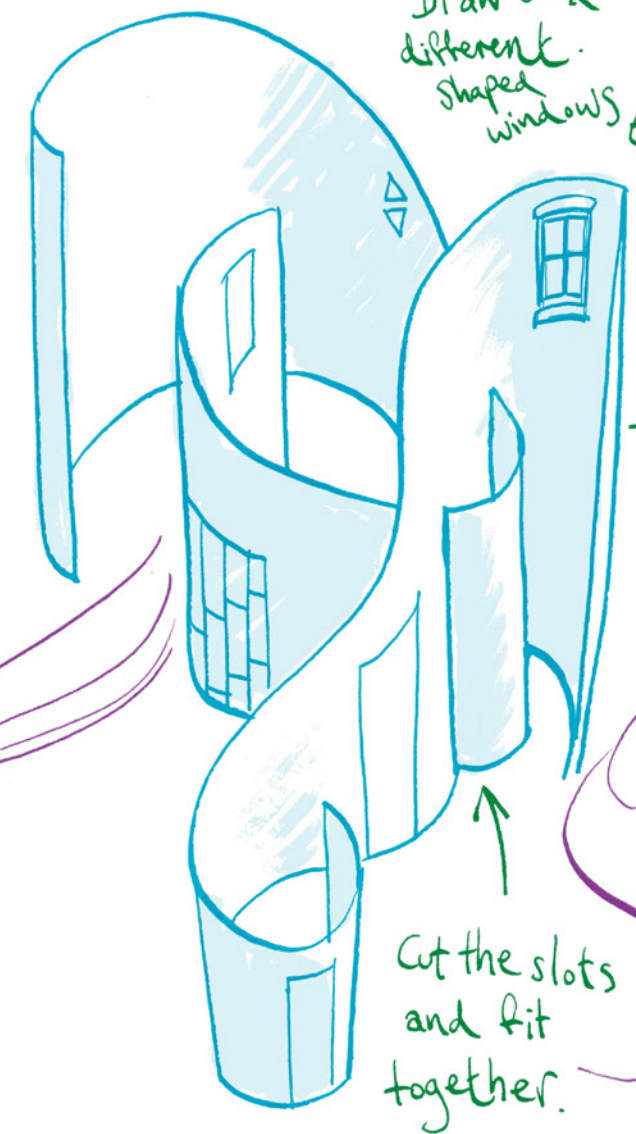
The colours are constantly changing!



the **Royal Gold Medal!**

Can you make some strange curvy buildings cut out from P 29.

Draw some different shaped windows too.



Just make sure they stand up!



**Look** around you –

can you see any curves in the room you are in?

Are there **curved buildings** or structures in the view through your window?

What shapes can you see around you?

Draw them here.






# Harold Moody

1882-1947

Physician &  
Founder of the League  
of coloured people

This sculpture  
was made by  
his brother,  
**Ronald**  
who was a dentist  
and artist.



Harold moved to England  
from **Jamaica** to study  
to be a **doctor**.

But it wasn't easy for  
him because many people  
in Britain in the 1930s  
didn't like the colour of his skin.

Harold believed in fairness and treating people equally.

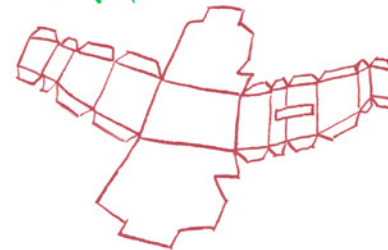
So he started a group to campaign to fight discrimination  
called the 'League of Coloured People'.

He wanted people of all races  
to be able to live and work together  
in harmony.

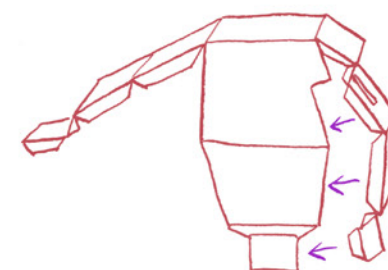
## can you build your own head?

YOU WILL  
NEED:  
glue +  
scissors  
+ patience!

- ① Cut out model from P29,  
and fold along the lines.

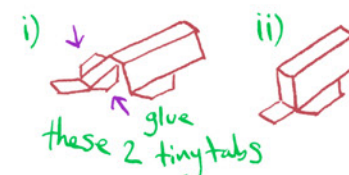


- ② Glue the tabs on the left side  
of the face and stick to the  
LEFT side of the head. Be careful  
to follow the profile.

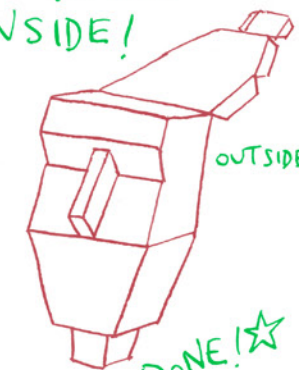
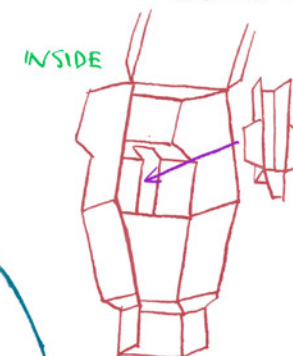


- ③ Then stick  
the right hand  
side in the same  
way.

- ④ Next glue the fiddly  
NOSE together.

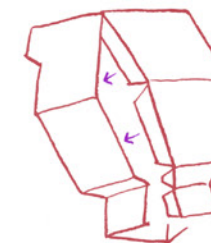


- ⑤ Now stick the nose into  
the face from INSIDE!

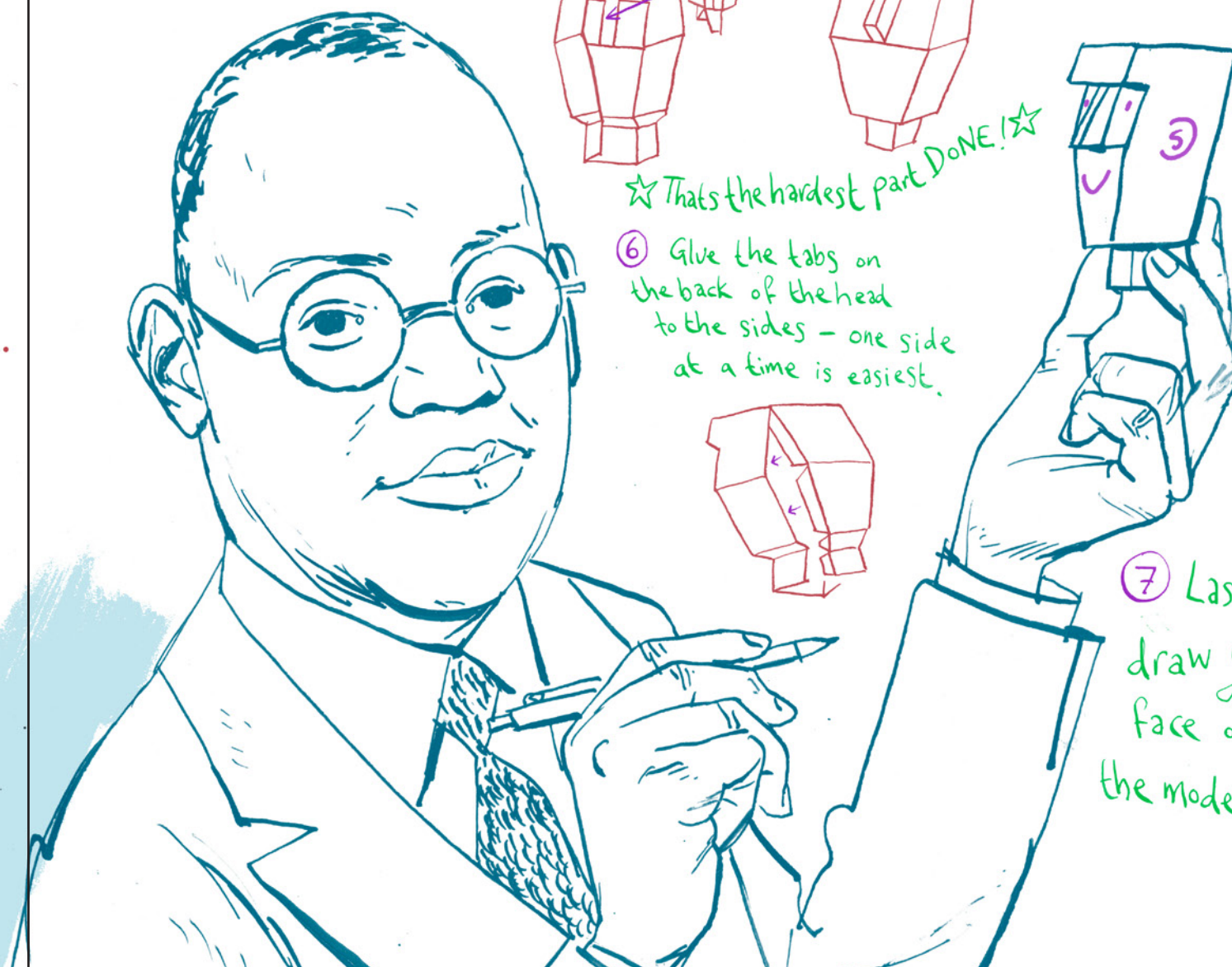


☆ That's the hardest part DONE! ☆

- ⑥ Glue the tabs on  
the back of the head  
to the sides - one side  
at a time is easiest.



- ⑦ Lastly  
draw your  
face onto  
the model!





# The Brontë Sisters

## Novelists

EMILY  
1818-1848

ANNE  
1820-1849



CHARLOTTE  
1816-1855

As children, Anne, Emily, and Charlotte spent a lot of time playing together and making **mini books** in which they would record their stories in tiny handwriting.

They lived at a time when women were not expected to write books, **SO**

they used **pretend names** (pseudonyms) to get their books published.



Anne was Acton Bell



Emily was Ellis Bell



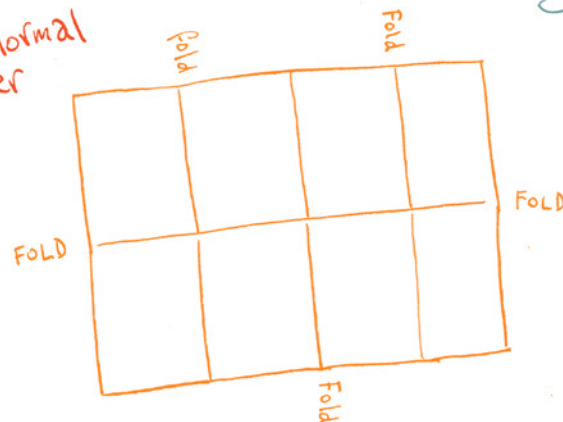
Charlotte was Currer Bell

They wrote poems and novels that are still popular today,

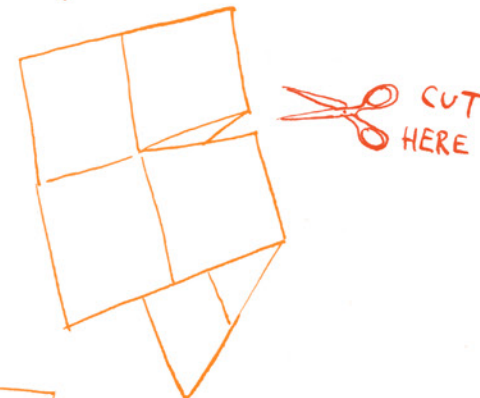
over **150 years** later!

Make a LITTLE book out of a piece of A4 paper - and **WRITE** a Short Story!

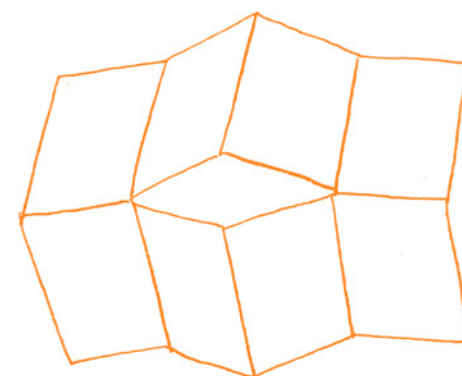
① Get some normal A4 paper



② Fold in half

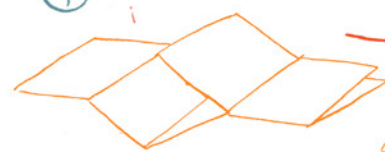


③



Sort of bend it and PUSH IT TOGETHER

④

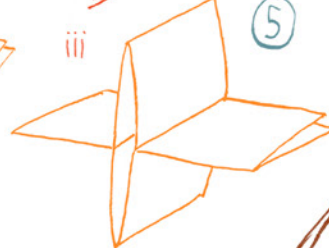


SQUAAAAASH

ii



iii



⑤



⑥

FOLD UP



⑦



Will it be an adventure?  
a mystery?  
a fantasy?



# Octavia Hill

1838-1912



## SOCIAL REFORMER

Octavia really cared about  
people and the environment  
and wanted to improve  
the homes and  
surroundings  
of the poor people of London.

She was convinced that more open space in cities  
would make lives better for everyone,  
and so she set up an organisation called

## The National Trust.

"...a few acres where the hill top enables  
the Londoner to rise above the smoke,  
to feel a refreshing air for a little time  
and to see the sun setting in coloured glory..."

# Garden in a box

If you designed a garden, what  
would it look like?

Fill a box with different  
items that you would like  
to find in your garden.





# Noor Khan

1914 - 1944

WW2 SPY



Noor was born in Russia. Her mum was American and her dad was Indian. She lived in London and Paris, and ended up working as a secret agent (spy!) in World War II.

She was a radio operator for the French Resistance in the fight against the Nazis, one of the most dangerous jobs during the war. She was betrayed by a French woman and arrested, but managed to escape from prison.

Want to find out what happens next?

Use the decoder to finish her story:

TOP SECRET

Rssv hmhr'x kix jev erh aew vigetxyvih lsyvw  
pexiv. Izirxyeppc, wli aew wirxirgih xs  
14 hiexl. Wli hmih ekih nywx 30.

SECRET RADIO  
HIDDEN IN TIN



Decode the missing part of Noor's story with the DECODER:

Shhh... here's how:

1. Cut out the code wheel from p31 and place it on the code wheel below.
2. Line up the letters so they match each other.
3. Then... turn the wheel 4 spaces to the right. **Keep it there!**
4. Heres where you DE-CODE...

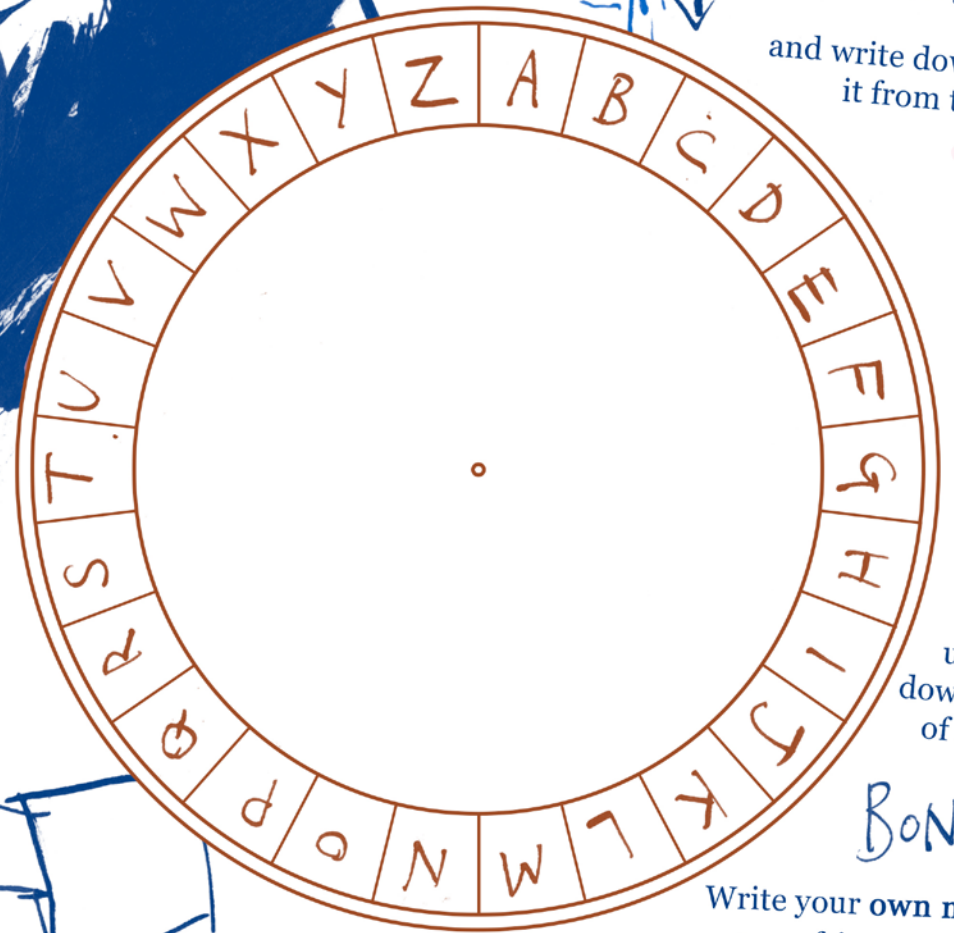
Find the first letter from the coded writing in the **outer** ring and write down the letter below it from the **inner** ring on a piece of paper.

Clue:  
It's the letter R and the letter below it is N.

5. Keep de-coding until you've written down the missing part of Noor's biography!

Bonus challenge:

Write your own message for your friends to de-code.



Try changing the number of spaces you turn the wheel, but be sure that they know the number.

You can even turn the wheel for each letter to make your message even harder to crack!



# DAVID WEIR

Born 1979



David has won 6 Paralympic gold medals and won the London Marathon men's wheelchair title 8 times!

He is a very successful Paralympic wheelchair athlete and was born with spinal cord transection, which left him without the use of his legs.

He started racing at school.

David trains hard to keep his strength and technique up and this photo shows him in Richmond Park, where he has been seen whizzing past cars, bikes and deer!

Wheelchair  
Racer  
AND  
Paralympian





# WILLIAM Blake

1757-1827



William was a real dreamer...

He always had a great **imagination** and would wander around dreaming up things he thought he could see.

Once, he came home from a walk and told his parents he was surprised to "see a tree filled with angels, bright angelic wings bespangling every bough like stars."

He used his creativity to become a successful painter and poet.

One of his famous poems is about tigers, but in William's time it was spelt 'tyger'.

It starts:

"Tyger Tyger, burning bright  
In the forest of the night"

Fill the forest with  
Tygers and Angels



BONUS ACTIVITY:  
Have a go at writing  
a poem about a  
dark forest!





# BEN WHISHAW

Born 1980

ACTOR

Ben is a famous actor who loves to act on the stage and screen.

You may know him for playing the MI6 agent called 'Q' in the James Bond movies



and you might recognise his voice from the Paddington films in which he plays the voice of the marmalade-loving bear.

Ben thinks it is an actor's **job** to play different people, so it doesn't matter what happens in their own lives.

He believes everyone deserves an equal chance of success, regardless of gender or sexuality.

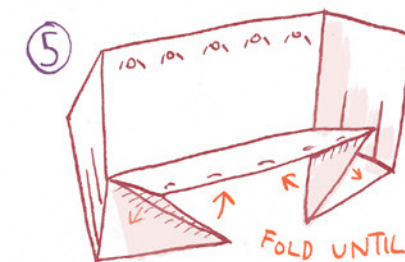
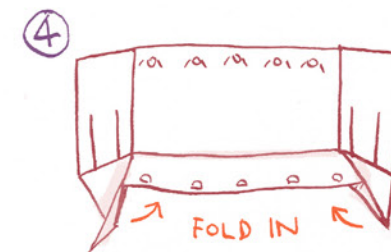
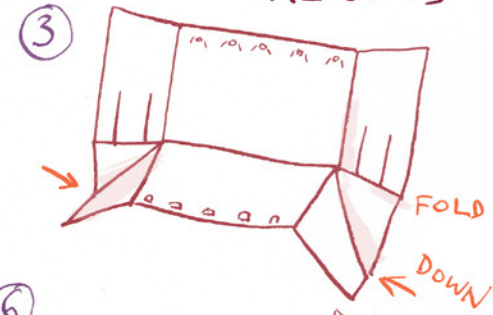
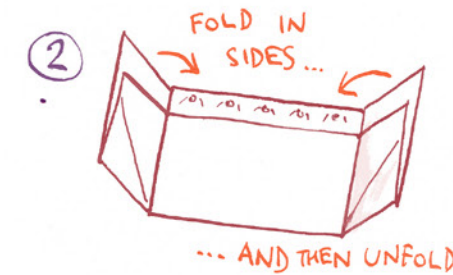
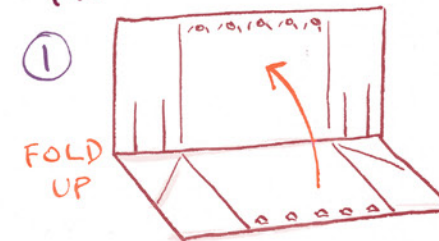
All the World's a Stage

CUT OUT THE FIGURES ON P31 AND DRAW ON YOUR OWN CHARACTERS



PUSH THE SCENERY THROUGH THE SLOTS

HOW TO FOLD THE STAGE FROM P28





# Dame Barbara Hepworth

1903-1975

## SCULPTOR



This drawing is a self-portrait; Barbara made this when she was 47.

She was an artist who was famous for her **massive** sculptures.

It was unusual to be so well known as a female artist in her lifetime, as this was a job mainly taken by men.

She grew up in Yorkshire and loved the countryside – many of her sculptures are inspired by **nature** and the outdoors.


She had four children and one of them spent time in an orthopaedic hospital in Exeter.

She got to know her daughter's surgeon and became interested in hospital life.

She asked to draw some operations and ended up doing quite a few of these, recording the work of doctors and nurses.

CUT OUT  
FRAME ON  
P31

Draw people around you



Experiment with COMPOSITION  
TRY THESE IDEAS WITH YOUR FRAME:




close up FACE



TRY diagonals




LOOK PAST THINGS...



ON THE EDGE

FAR AWAY




JUST THE FEET  
- Look at all the shoes



# Nick Park

Born 1958

Producer & Director of  
ANIMATED films



The artist, Nina Mae Fowler asked  
Nick to sit and watch a film that was  
important to him whilst she drew him here.  
We don't know the name of the film.  
What kind of film do you think it was?  
What is your favourite film?

As a boy, Nick loved drawing, especially cartoons.

He was a huge fan of The Beano comic.

He started making films when  
he was around 13 years old  
with his mother's movie camera.

After school he went on to study **animation** and it was then  
that Nick created the characters that would become  
his most famous creations, **Wallace and Gromit**.

## Make Your own Playdough!

### INGREDIENTS:

- 1/2 cup of salt
- 1 cup of water
- 2 tablespoons of cream of tartar
- 1 cup of flour
- 1 tablespoon of oil
- Food colouring

### METHOD:



Mix the flour, salt,  
cream of tartar and oil  
in a pan - Make  
sure you have an  
adult to help you,  
as this will get HOT.

③ Cook on medium  
heat for 5 minutes.



④ When the mixture  
becomes doughy,  
remove  
from the heat.

⑤ Allow to cool before  
kneading



⑥ Can be stored in the  
fridge wrapped in a bag  
or  
cling film.



Have a go at making your own characters based on  
Nick Park's Wallace and Gromit. Who or what will you make?  
What will you call them? :)



# About the illustrator

My name is Quinton and I live by the sea with my family. We've got two cats who chase each other about in the middle of the night!



← THE NAUGHTY CATS

ME →


My job is to illustrate books and magazines. One of my favourite artists is John Singer Sargent (who painted Octavia Hill on p12) because his portraits look so alive.

## ★ Sketchbook Challenge ★




I keep a sketchbook on me all the time. I draw stuff around me. I draw ideas, interesting things, funny stuff, all sorts... it's a bit like a diary.

I also draw things that I love, and when I look back through them it reminds me of all the good things.

Start a sketchbook!  
Find something everyday that you LOVE and draw it!  
It can be anything at all - a person, a pet, a thing, an activity, a good day, a feeling, a story, something you've learned, anything - as long as you LOVE it!



↑ CUT OUT THESE SCENERY SLOTS



↑ CUT OUT THESE SCENERY SLOTS






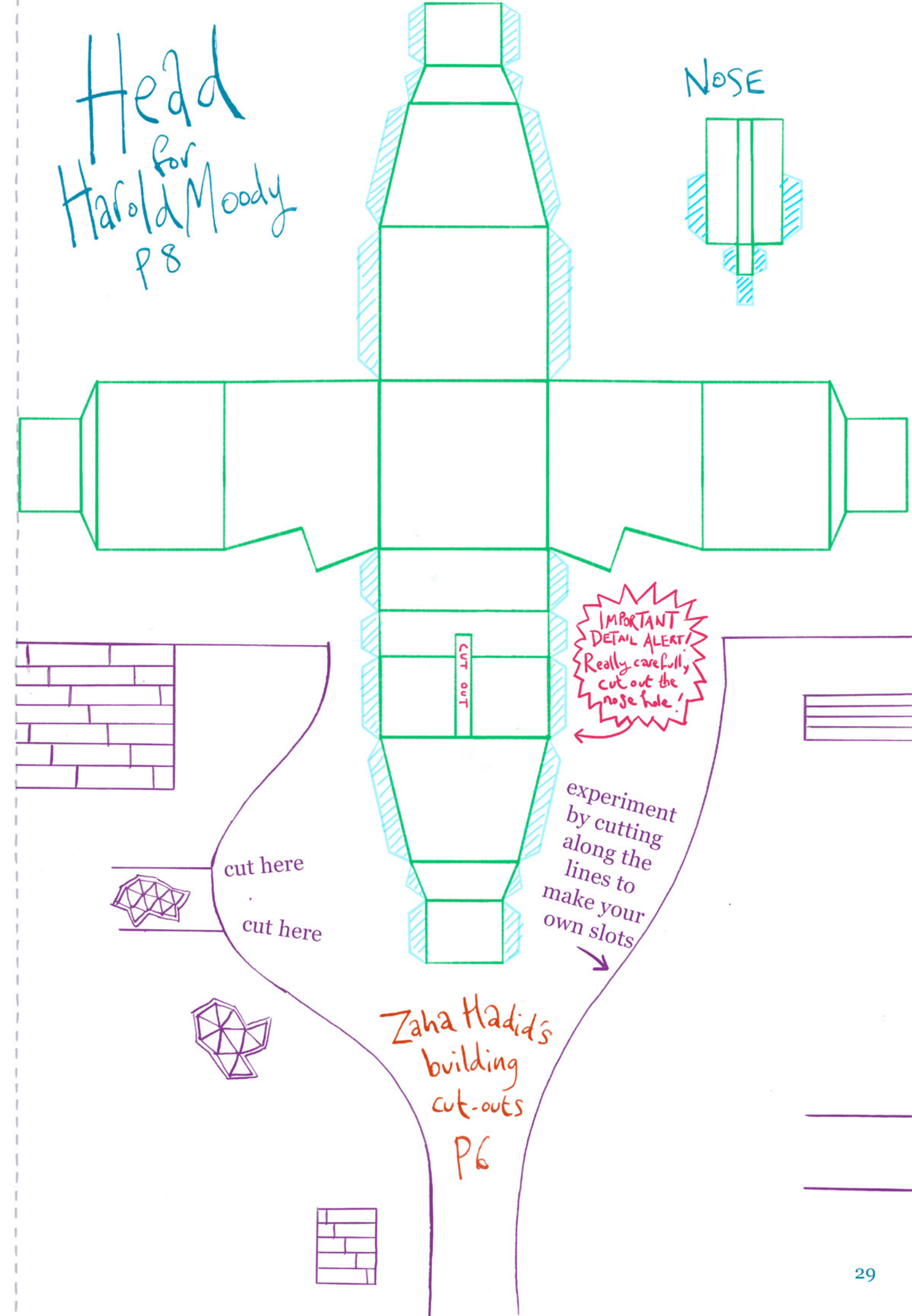
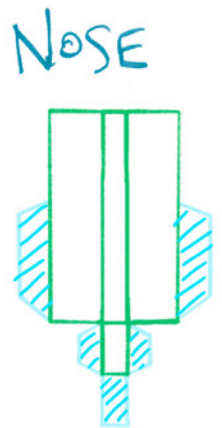
STICK

STICK


Btw, this is backstage  
 so once you've  
 made the stage  
 it should be on  
 the back.




Head  
 for  
 Harold Moody  
 p8



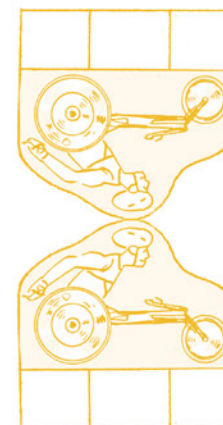
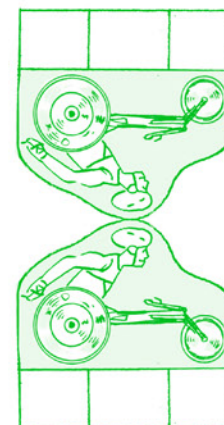
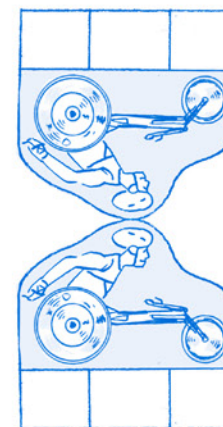
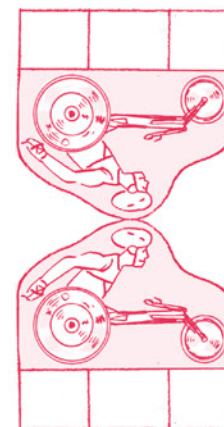




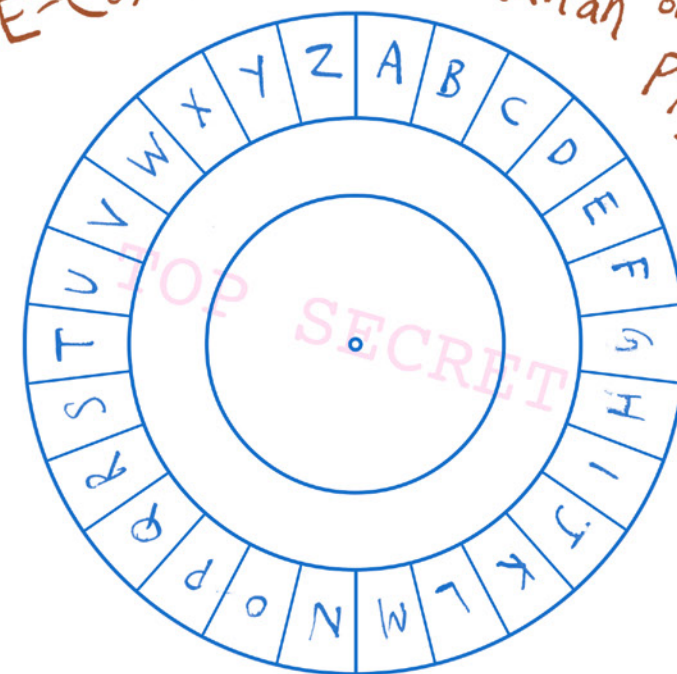
Game Pieces for  
David Weir's board  
game on P16



Cut the game pieces  
out and fold them  
in half like this  
Give the 2 sides  
together to make them  
sturdier.




DE-CODER for Noor Khan on P15



CUT OUT and DRAW ON  
YOUR OWN ACTORS  
AND SCENERY. ↓

THE Barbara Hepworth FRAME p22

ACTORS and SCENERY for P21  
Ben Whishaw





# Thank You!

Playful Portraits is a 3-year project providing creative arts activity for young people in London children's hospitals. The National Portrait Gallery project is developed in partnership with Evelina London Children's Hospital, Great Ormond Street Hospital for Children, Newham University Hospital and The Royal London Hospital.

Playful Portraits has been made possible thanks to funding from Delancey and DIL Trust UK.

The National Portrait Gallery has been working in close partnership with children's hospitals in London for over 15 years, sharing the inspirational stories of people in the Collection and providing access to free, high quality art activities.

With special thanks to all the young people, families and staff at the hospitals who provided the Gallery team and illustrator Quinton Winter with inspiration for this book. The activities were created by Anna Linch and Quinton Winter.

To find out more about other portraits go to [www.npg.org.uk](http://www.npg.org.uk)

To find out more about the project go to [www.npg.org.uk/learning/access/hospital-schools/](http://www.npg.org.uk/learning/access/hospital-schools/)

DELANCEY

getliving

 **DIL Trust UK**  
Developments in Literacy  
Educating Children • Empowering Communities



Playful Portraits © National Portrait Gallery, London, 2019  
Illustrations and design by Quinton Winter ([www.quintonwinter.com](http://www.quintonwinter.com))


#### Picture credits

Malala Yousafzai (1997-) by Shirin Neshat, 2018  
Dorothy Hodgkin (1910-1994) by Maggi Hambling, 1985  
Dame Zaha Hadid (1950-2016) by Michael Craig-Martin, 2008  
Harold Moody (1882-1947) by Ronald Moody, 1997 based on a work of 1946  
The Brontë Sisters (Anne Brontë, Emily Brontë, Charlotte Brontë) by Patrick Branwell Brontë, circa 1834  
Octavia Hill (1838-1912) by John Singer Sargent, 1898  
Noor Inayat Khan (1914-1944) by unknown photographer, 1937  
David Weir (1979-) by Finlay MacKay, 2011 © Finlay MacKay  
William Blake (1757-1827) by Thomas Phillips, 1807  
Ben Whishaw as Hamlet (1980-) by Derry Moore, 2004 © Derry Moore  
Dame Barbara Hepworth (1903-1975) by Barbara Hepworth, 1950  
"00:58:51" (Nick Park) by Nina Mae Fowler, 2019  
© National Portrait Gallery, London unless otherwise stated.

Solution to Noor Khan's  
CODED biography (p14)

Noor didn't get far and was recaptured hours later. Eventually, she was sentenced to death. She died aged just 30.





### Playful Portraits

© National Portrait Gallery, London, 2019

Illustrations and design by Quinton Winter [www.quintonwinter.com](http://www.quintonwinter.com)

[www.npg.org.uk/learning](http://www.npg.org.uk/learning)



Thanks to funding from

**DELANCEY**

**getliving**

**DIL Trust UK**  
Developments in Literacy  
Educating Children • Empowering Communities